



City of
Loveland

November 2025

Monthly Revenue Review

Brian Waldes, Chief Financial Officer

Finance

January 20, 2026

Agenda

The Finance Department will present an updated financial status report and will outline efforts to prioritize City services, identifying any updated findings.

➤ General Fund Revenues

- Sales Tax
- Property Tax
- Auto Use Tax
- Building Materials Use Tax
- Summary

Why & What

Why are we here?

To present financial results through October 31, 2025, with a focus on the General Fund.

What are we asking?

City Council's continued participation in monitoring and guiding the City's finances.



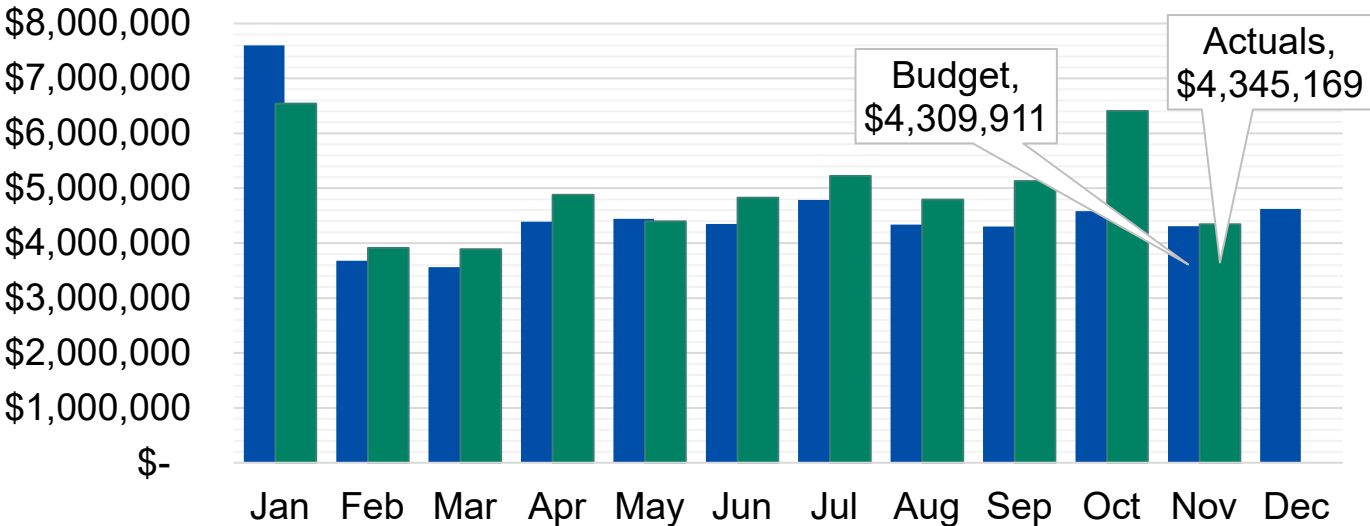
Sales Tax

Sales Tax is the primary source of revenue for the General Fund.

The information on this slide reflects taxes paid at the time of the transaction, regardless of when the funds were received by the City.

Sales tax collections in October were higher than budgeted due to three large late filings and normalized in November.

2025 Budget vs. Actuals (Cash Basis)



	2025	
	YTD	Fiscal Year
Budget	\$ 50,342,377	\$ 54,964,018
Actuals	54,332,346	54,332,346
Variance + / (-)	\$ 3,989,969	\$ (631,672)

	Comparison to Prior Year		
	2024	2025	Variance + / (-)
Budget	\$ 53,105,331	\$ 54,964,018	\$ 1,858,687
Actuals YTD	52,928,908	54,332,346	\$ 1,403,438



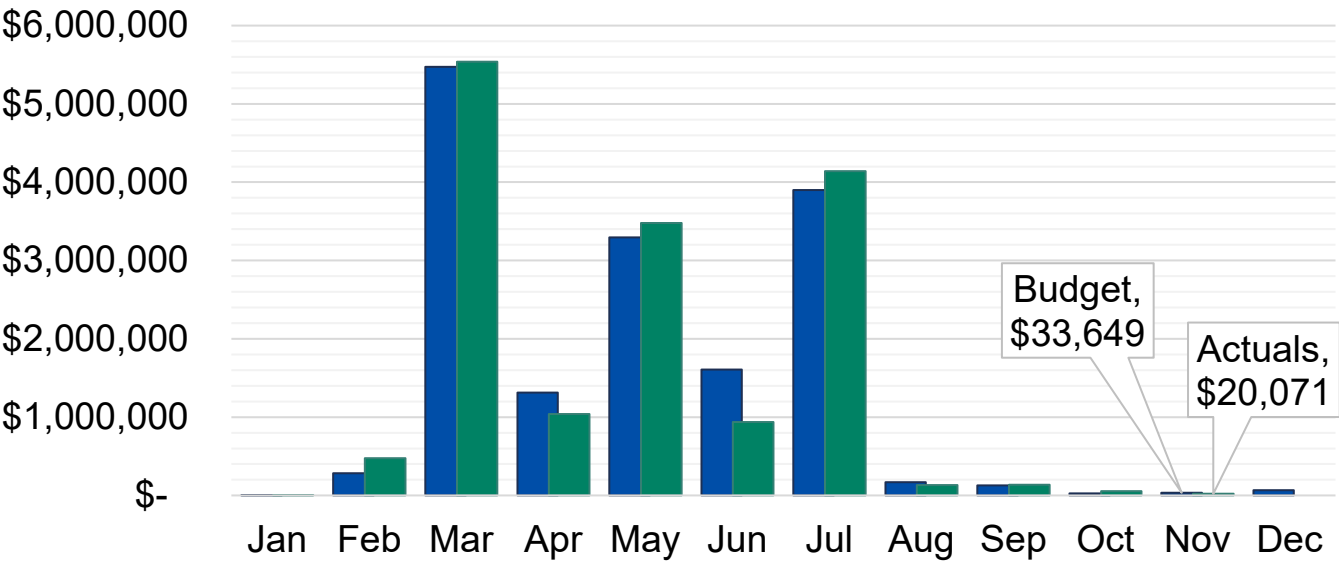
Property Tax

Property Tax is the second largest contributor of General Fund revenue. The timing of property tax payments makes this data more informative at certain points during the year.

- Lump sum payments are due at the end of April.
- Installment payments are due at the end of February and mid-June.

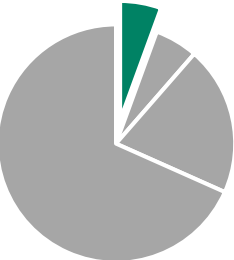
Property Tax collections are in line with forecast.

2025 Budget vs. Actuals



	2025	
	YTD	Fiscal Year
Budget	\$ 16,225,750	\$ 16,292,934
Actuals	15,952,054	15,952,054
Variance + / (-)	\$ (273,695)	\$ (340,880)

	Comparison to Prior Year		
	2024	2025	Variance + / (-)
Budget	\$ 16,127,878	\$ 16,292,934	\$ 165,056
Actuals YTD	16,567,092	15,952,054	\$ (615,037)



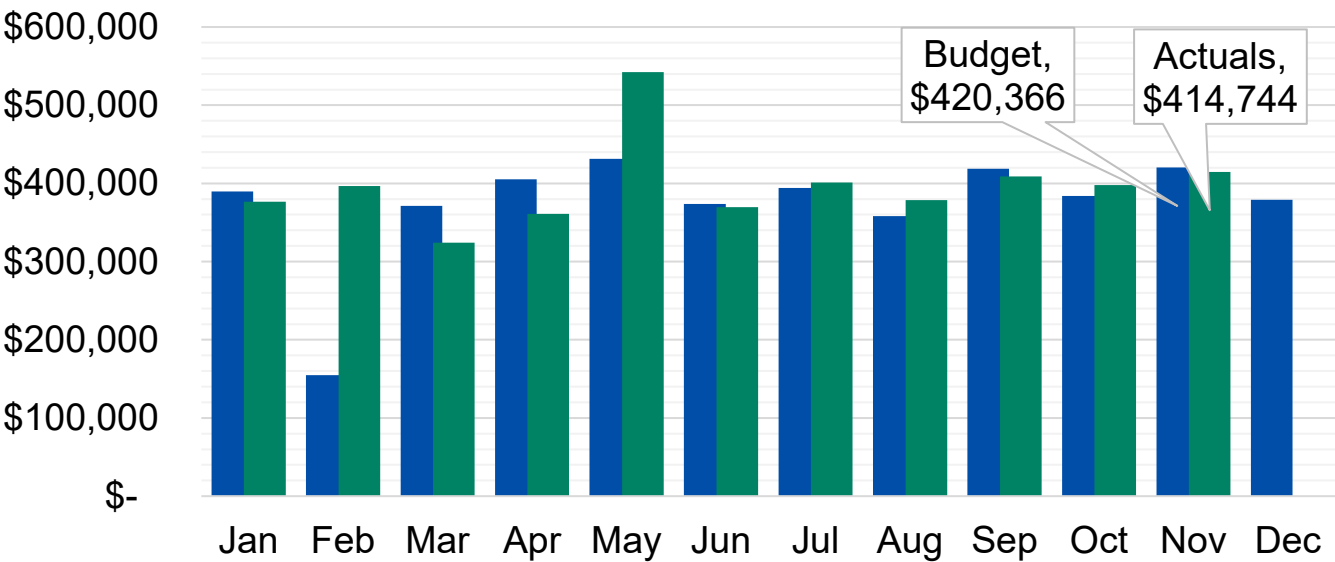
Auto Use Tax

The City receives Auto Use Tax when Loveland residents purchase and register a new vehicle, regardless of where the purchase occurred.

Auto Use Tax revenue remains relatively stable throughout the year.

The City of Loveland continues to see Auto Use Tax revenue stronger than prior years. However, this is only a small portion of total General Fund Revenue.

2025 Budget vs. Actuals



	2025	
	YTD	Fiscal Year
Budget	\$ 4,101,102	\$ 4,480,000
Actuals	4,371,340	4,371,340
Variance + / (-)	\$ 270,238	\$ (108,660)

	Comparison to Prior Year		
	2024	2025	Variance + / (-)
Budget	\$ 4,400,000	\$ 4,480,000	\$ 80,000
Actuals YTD	3,931,853	4,371,340	\$ 439,488

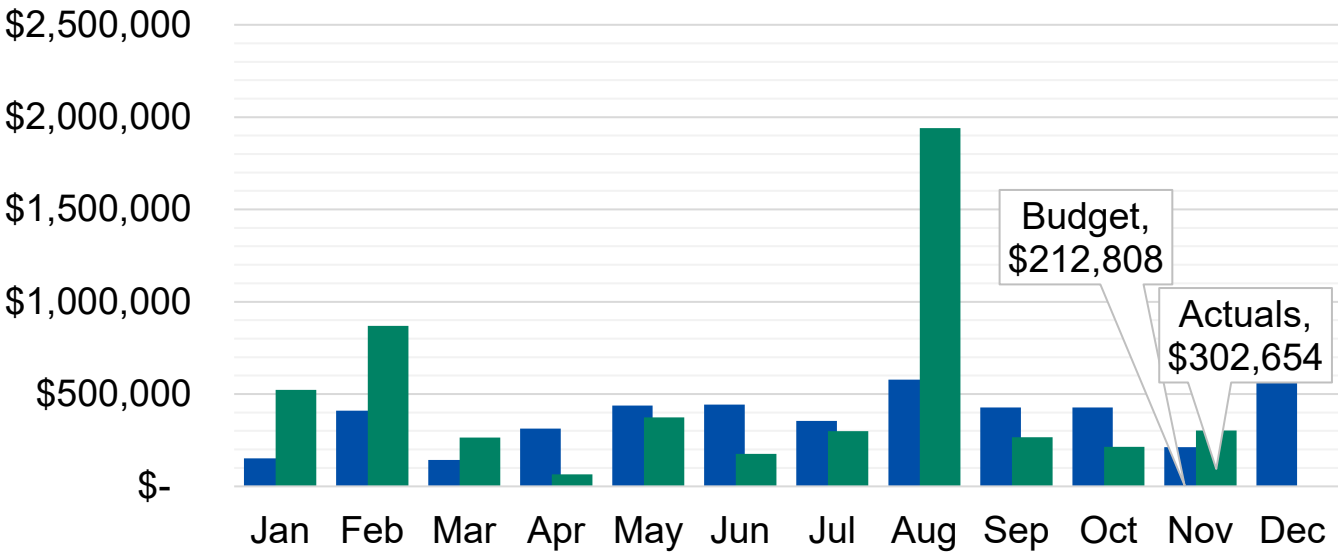


Building Materials Use Tax

Building Materials Use Tax is imposed on the use, storage, or consumption of building materials and collections can vary month-to-month depending on new projects developing throughout the City.

There was a one-time non-reoccurring single permit for \$1.7 million collected in August.

2025 Budget vs. Actuals



	2025	
	YTD	Fiscal Year
Budget	\$ 3,896,827	\$ 4,700,000
Actuals	5,293,330	5,293,330
Variance + / (-)	\$ 1,396,504	\$ 593,330

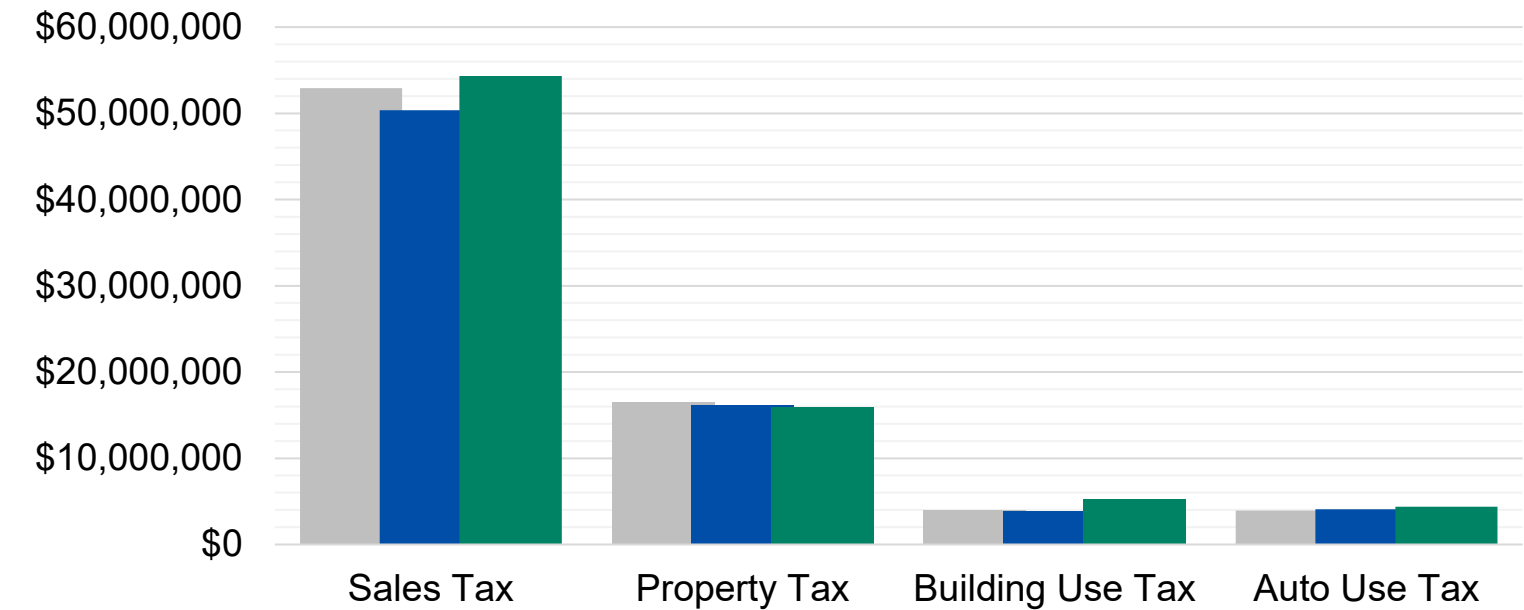
	Comparison to Prior Year		
	2024	2025	Variance + / (-)
Budget	\$ 4,600,000	\$ 4,700,000	\$ 100,000
Actuals YTD	3,943,169	5,293,330	\$ 1,350,162

Tax Revenue Summary

Revenue collections have been slightly above prior year and ahead of budget due to several one-time non-reoccurring revenue events throughout the course of the year.

Attachment 1

YTD Comparison



	Sales Tax	Property Tax	Building Use	Auto Use	TOTAL YTD
2024 YTD Actuals	\$ 52,928,908	\$ 16,567,092	3,943,169	3,931,853	\$ 77,371,021
2025 YTD Budget	50,342,377	16,225,750	3,896,827	4,101,102	\$ 74,566,055
2025 YTD Actuals	54,332,346	15,952,054	5,293,330	4,371,340	\$ 79,949,071
Variance:	1,403,438	(615,037)	1,350,162	439,488	2,578,050
'24 to '25 Actuals	3%	-4%	34%	11%	3%
Variance:	3,989,969	(273,695)	1,396,504	270,238	5,383,016
'25 Budget to Actuals	8%	-2%	36%	7%	7%

Budget Timeline



**2025 Citywide
Year-End
Wrap-Up
(1st Reading)**

December 2, 2025
Regular Meeting

**Quarter 3 (Q3)
Financials**

December 2, 2025
Regular Meeting

**2025 Citywide
Year-End
Wrap-Up
(2nd Reading)**

December 16, 2025
Regular Meeting

**October
Revenue
Review**

December 16, 2025
Regular Meeting

**November
Revenue
Review**

January 20, 2026
Regular Meeting



Public Comment & Council Questions



Thank You!

Brian Waldes, Chief Financial Officer

Finance

Brian.Waldes@CityofLoveland.org