

City of Loveland

# **MONTHLY REVENUE REVIEW JANUARY 2025**

**BRIAN WALDES  
CHIEF FINANCIAL OFFICER  
MARCH 18, 2025**



# GENERAL FUND

## REVENUES



PROPERTY TAX  
SALES TAX  
AUTO USE TAX  
BUILDING MATERIALS USE TAX  
SUMMARY



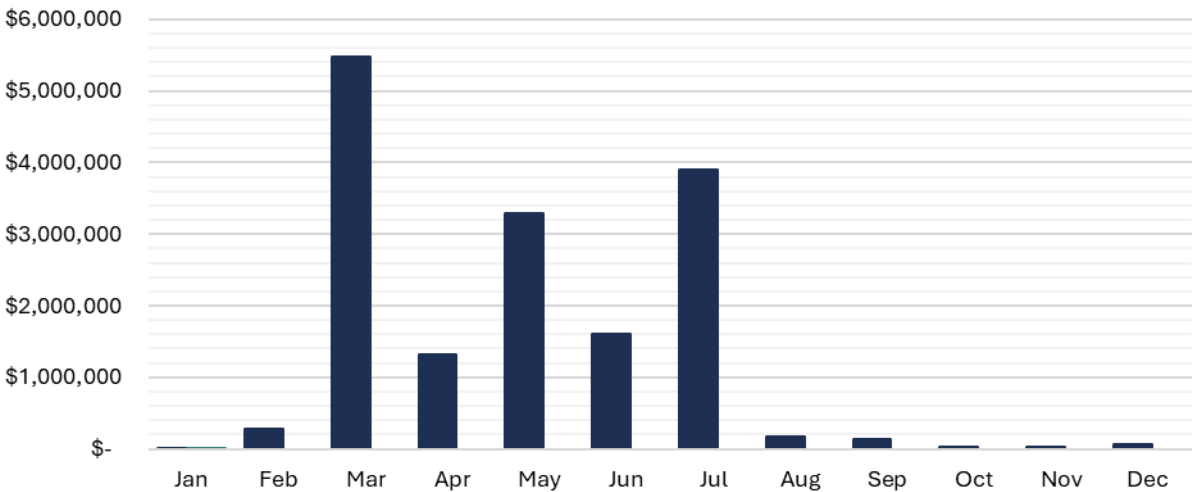
# PROPERTY TAX

**Property Tax** is the second largest contributor of General Fund revenue.

The timing of **property tax payments** makes this data more informative at certain points during the year.

- **Lump sum** payments are due at the end of April.
- **Installment** payments are due at the end of February and mid-June.

2025 Budget vs. Actuals

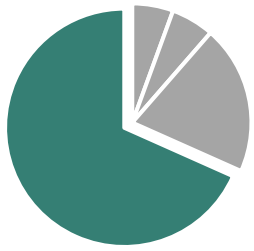


Substantial property tax collections are projected to begin in March.

	2025	
	YTD	Fiscal Year
Budget	\$ 2	\$ 16,292,934
Actuals	561	561
Variance +/-	\$ 559	\$ (16,292,373)

	Comparison to Prior Year		
	2024	2025	Variance +/-
Budget	\$ 16,127,878	\$ 16,292,934	\$ 165,056
Actuals YTD	1,428	561	\$ (867)



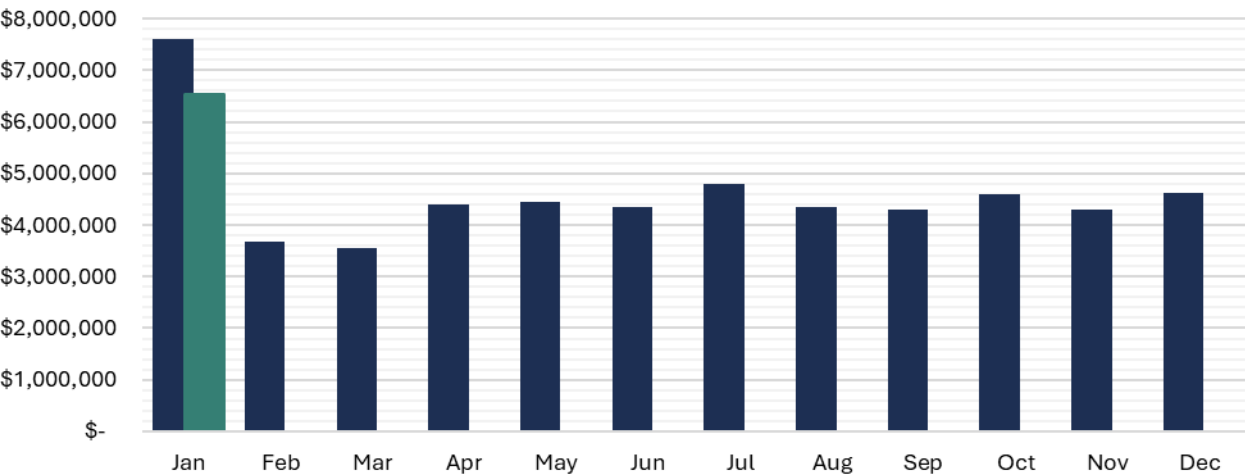


# SALES TAX

**Sales Tax** is the primary source of revenue for the General Fund.

The information on this slide reflects taxes reported in the month the City receives them from the retailer – which is typically the month following the purchase.

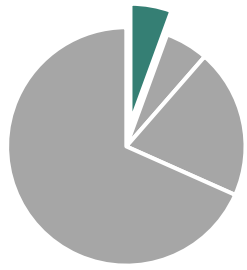
2025 Budget vs. **Actuals** (Cash Basis)



January’s significant sales tax variance is in line with projections.

	2025	
	YTD	Fiscal Year
Budget	\$ 7,601,216	\$ 54,964,018
Actuals	6,540,541	6,540,541
Variance + / (-)	\$ (1,060,674)	\$ (48,423,477)

	Comparison to Prior Year		
	2024	2025	Variance + / (-)
Budget	\$ 65,105,332	\$ 54,964,018	\$ (10,141,314)
Actuals YTD	7,991,757	6,540,541	\$ (1,451,216)



# AUTO USE TAX

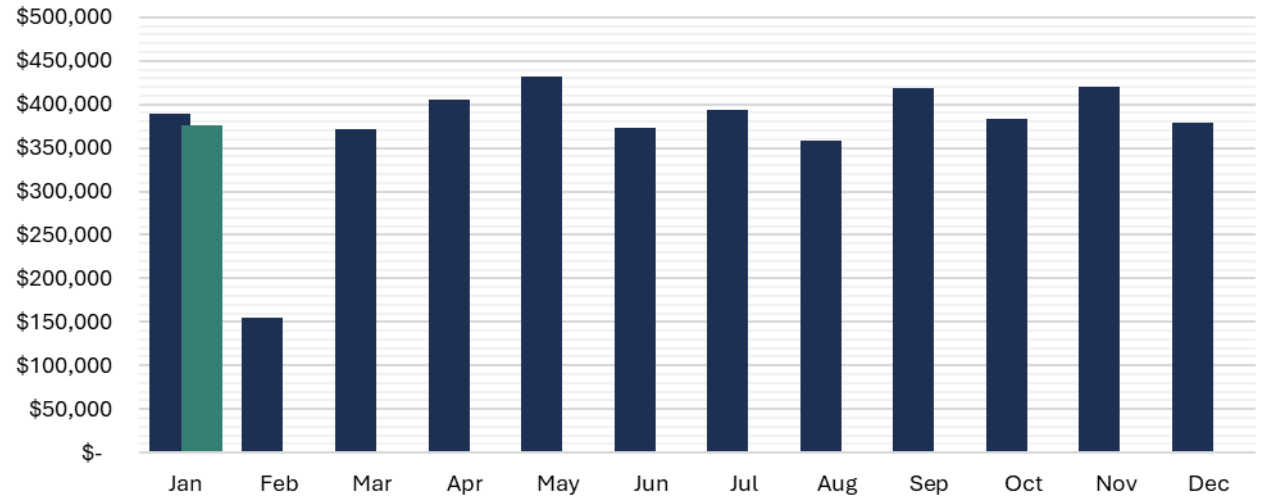
The City receives **Auto Use Tax** when Loveland residents purchase and register a new vehicle, regardless of where the purchase occurred.

Auto Use Tax revenue remains relatively stable throughout the year.

January auto-use tax revenue was consistent with budget projections.

Attachment 1

## 2025 Budget vs. Actuals



	2025	
	YTD	Fiscal Year
Budget	\$ 389,850	\$ 4,480,000
Actuals	376,432	376,432
Variance + / (-)	\$ (13,418)	\$ (4,103,568)

	Comparison to Prior Year		
	2024	2025	Variance + / (-)
Budget	\$ 4,400,000	\$ 4,480,000	\$ 80,000
Actuals YTD	373,761	376,432	\$ 2,671



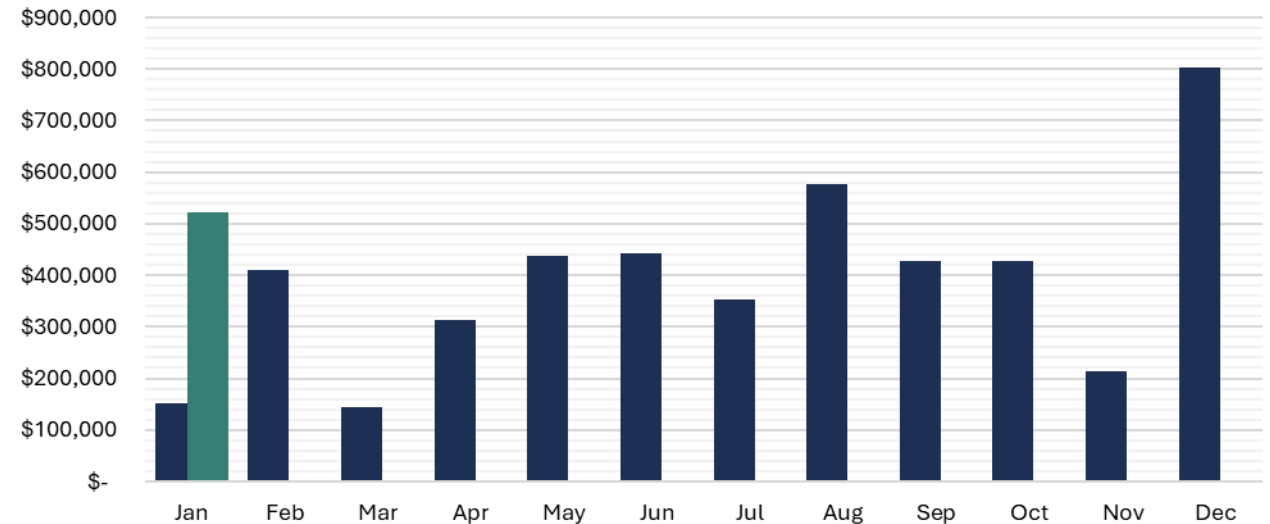
# BUILDING MATERIALS USE TAX

**Building Materials Use Tax** is imposed on the use, storage, or consumption of building materials.

Building Materials Use Tax collections can vary month-to-month depending on new projects developing throughout the City.

A large commercial permit and two substantial residential permits in January led to revenue exceeding the budget forecast.

2025 Budget vs. **Actuals**



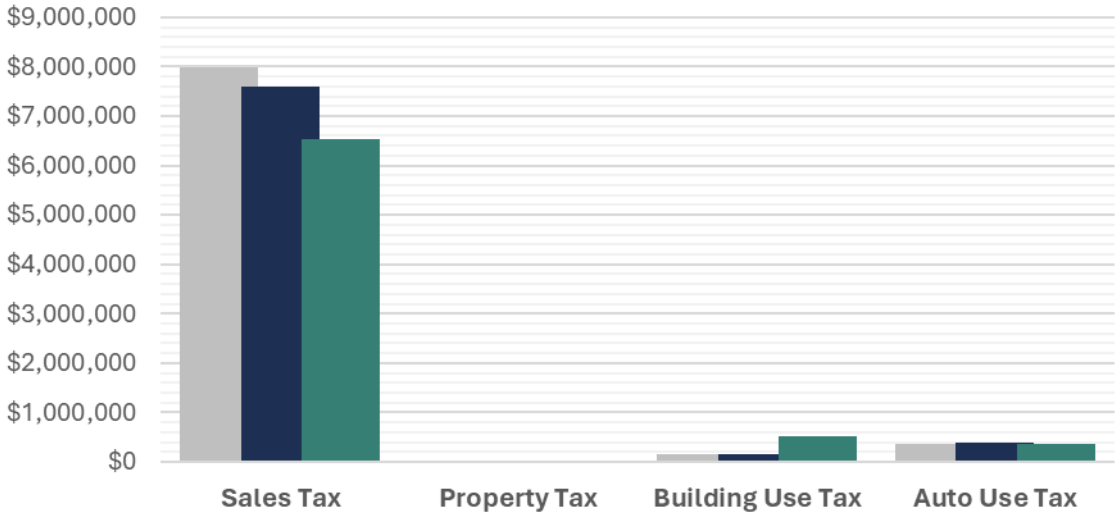
	2025	
	YTD	Fiscal Year
Budget	\$ 151,150	\$ 4,700,000
Actuals	522,353	522,353
Variance + / (-)	\$ 371,203	\$ (4,177,647)

	Comparison to Prior Year		
	2024	2025	Variance + / (-)
Budget	\$ 4,600,000	\$ 4,700,000	\$ 100,000
Actuals YTD	152,947	522,353	\$ 369,406

# TAX REVENUE SUMMARY

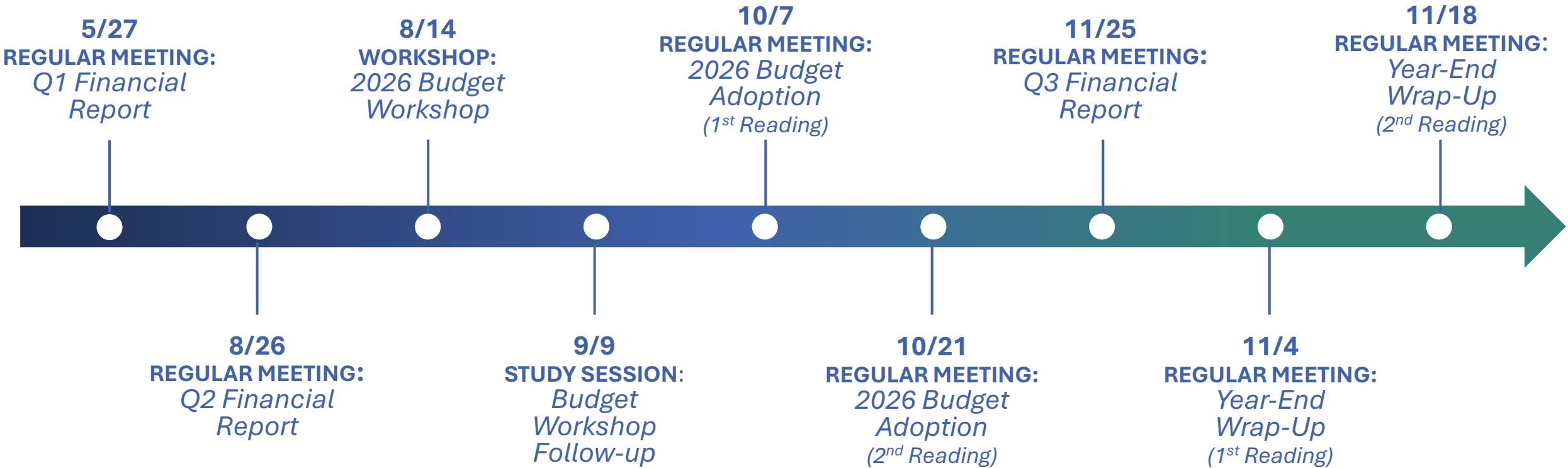
This early in the year there are no identifiable trends that would require revisions to forecast/budget.

YTD Comparison



	Sales Tax	Property Tax	Building Use	Auto Use	TOTAL YTD
2024 YTD Actuals	\$ 7,991,757	\$ 1,428	152,947	373,761	\$ 8,519,893
2025 YTD Budget	7,601,216	2	151,150	389,850	\$ 8,142,217
2025 YTD Actuals	6,540,541	561	522,353	376,432	\$ 7,439,887
Variance:	(1,451,216)	(867)	369,406	2,671	(1,080,006)
'24 to '25 Actuals	-18%	-61%	242%	1%	-13%
Variance:	(1,060,674)	559	371,203	(13,418)	(702,330)
'25 Budget to Actuals	-14%	27701%	246%	-3%	-9%

# BUDGET TIMELINE – PRESENTATIONS TO COUNCIL





**QUESTIONS?**

**THANK YOU!**