

## PROGRAMS



PROGRAMS HELD IN SEPTEMBER

**143**

PEOPLE IN ATTENDANCE

**3279**

LPL increased the number of programs by 18.2 % and saw a -16 % decrease in attendance.

## VOLUNTEERS



VOLUNTEER HOURS

**481.45**

The number of volunteer hours saw a -8.9% decrease in Sept 2018.

## PASSIVE PROGRAMS

Each department has been focused on increasing their passive programming. Teen's regularly have tech items out for the teens to work with. They have done a giant Sudoku. Children's has incorporated their passive programming into the iMake room. Adult Service has added chess, checkers, and jigsaw puzzles. In September, they created a listen station for vinyl.

## INSPIRE + ENGAGE

### YouMedia

Loveland Library's Teen Division is proud to announce membership in YouMedia, a national network of libraries and museums serving teens. A yearlong application process finalized with a successful site visit on September 25th, with representatives from Kansas City's Digital Media Lab and Anythink Libraries. Membership requires meeting a high bar of excellence in serving teens including the areas of equity and inclusion, technology access, leadership opportunities, connected learning and dedicated staff. The benefits of membership include access to a community of practice, shared content and curriculum, professional development, evaluation and reporting data.

### CAL CON

In September, several staff members attended and presented at the Colorado Association of Libraries annual convention or CAL CON. Claudeth presented on Saturday about our Spanish outreach. Librarians got a chance to play a fun filled game of Loteria. Diane facilitated a conversation with the CAL lobbyists on advocacy. In addition to presenting, staff heard about censorship attempts centered around the EBSCO databases. They also attended workshops on escape rooms, advocacy, collection development, being a welcoming library to transgender individuals, and how to be a compassionate library.

# SEPT

2018

## CARDHOLDERS



**NEW CARDHOLDERS**  
**606**

The number of new card holders decrease by -2.7 % this Sept .compared to September 2017.

## HOLDS PLACED



**HOLDS PLACED IN SEPT**  
**7459**

## DATABASE USAGE



**SEPT SEARCHES**  
**5530**


## COMPUTER USAGE



**WIFI USER**  
**2085**  
**COMPUTER USER**  
**4476**

LPL decreased the number of wifi use by -6.8 and saw a -10.13 decrease in library computer use over last Sept

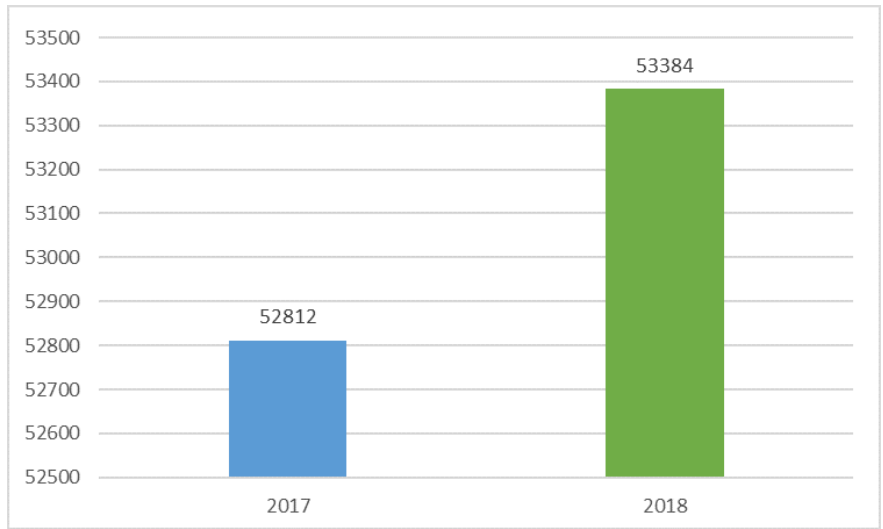
## CUSTOMER COUNT



**AVERAGE/DAY**  
**1062**  
**TOTAL DOOR COUNT**  
**30,775**

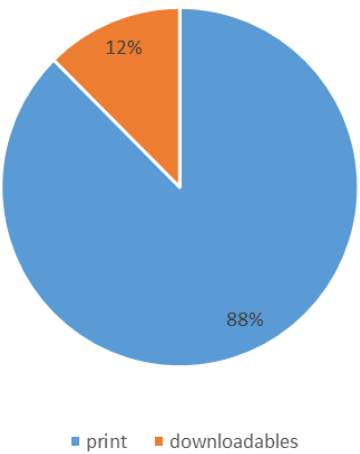
The number of library visits increased by 1.9%.

## BOOKS + MATERIALS



**TOTAL CIRCULATION  
WITH PERCENTAGE  
BREAKOUT**

CIRCULATIONS



**CIRCULATION COMPARISON**  
The month of Sept saw an overall circulation increased by 1 % in 2018.