

PROGRAMS



PROGRAMS HELD IN JULY
154

PEOPLE IN ATTENDANCE
4,713

LPL increased the number of programs by 29.4% and saw a -7.9% decrease in attendance.

VOLUNTEERS



VOLUNTEER HOURS
618

The number of volunteer hours saw a -12.2 % decrease in July 2018.

SUMMER READING

704,015 Minutes Read
1,336 Prizes Earned
2,264 Games Played
1,803,952 Points Earned

INSPIRE + ENGAGE

Summer Reading Program

Summer Reading ROCKED at the Loveland Public Library

CHILDREN'S

A total of 1,593 children signed up for this year's program, Libraries Rock. This is a combined total of elementary aged children and pre readers. Along with this number we had 545 Camp READ students who participated. These children are enrolled in the Thompson School District's Summer School Program. This puts our total at 2,138 children who participated in this summer's reading program.

Over the course of this 8-week program, participants logged 10,950 hours of reading which marks 650 more hours of reading than last year. With the financial support from the Friends of the Library, we gave out approximately 4,000 prizes including polished rocks, geodes, food coupons, and drawings for technology, a giant inflatable dinosaur, and a ukulele.

TEENS

593 teens registered for the program and logged 11,734 hours read and 1,337 prizes won. A total of 210 teens completed the program which is a 27% increase from last year. Teen staff offered 60 programs throughout the summer with a total attendance of 1,025. Programs included a behind the scenes tour of the new Larimer Humane Society, weekly Coding Club activities, and a mid-summer celebration at the Flipside. Teens volunteered a total of 245 hours over the summer, helping to give away summer reading prizes, shelve books and assist with events.

ADULTS

Adults were able to participate in their own version of the summer reading program. For every 5 hours a person read, they receive one entry for the grand prize drawings. Over 145 participated with 946 entries in the drawing for 3 Kindle Fires and a pair of tickets to this year's Loveland Loves to Read.

LTI

The Library Technology and Innovation Department (LTI) joined in the summer reading program for the first time this year. LTI focused on raising awareness of the Library's creation software and maker equipment by inviting patrons to explore the second floor. Patrons casted their vote to win their favorite item made in the library: a poster, a 3D printed T-rex, or wooden carved bookends. Patrons of all ages received a free 3D printed dinosaur if they asked a staff member a question about any of the library's technology or made a reservation to use the iCreate lab. This venture resulted in nearly 650 individuals casting their vote for their favorite maker object and over 700 3D printed dinosaurs being given out.

JULY

2018

CARDHOLDERS



NEW CARDHOLDERS
579

The number of new card holders decrease by .1% this July compared to July 2017.

HOLDS PLACED



HOLDS PLACED IN JULY
7880

DATABASE USAGE



JULY SEARCHES
7,203

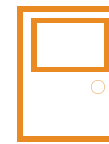
COMPUTER USAGE



WIFI USER
2,347
COMPUTER USER
6,079

LPL decreased the number of wifi use by -28.9% and saw a 4.3% increase in library computer use over last July

CUSTOMER COUNT



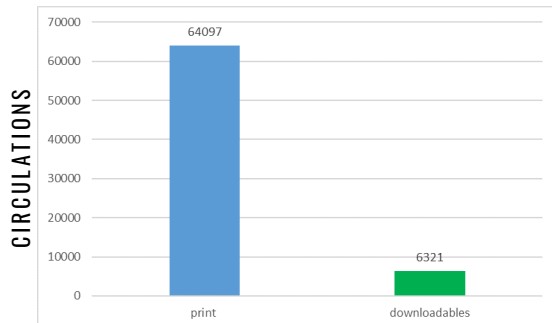
AVERAGE/DAY
1,127
TOTAL DOOR COUNT
34,925

The number of library visits increased by 5.7%.

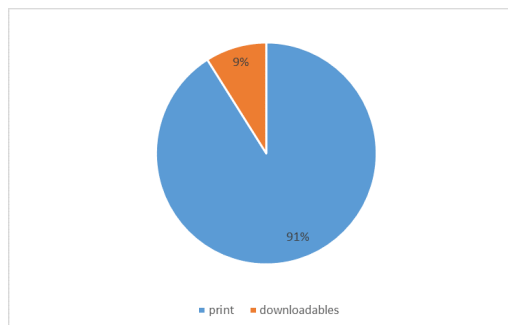
BOOKS + MATERIALS

NEW ITEMS ADDED TO COLLECTION
1,385

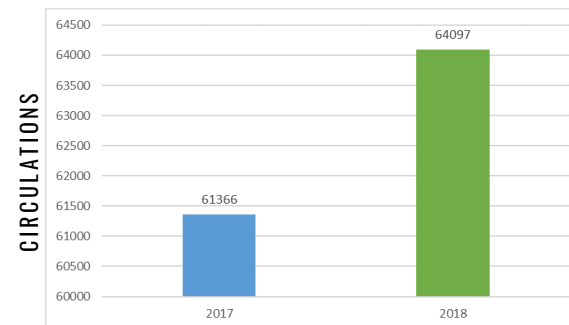
TOTAL ITEMS IN THE COLLECTION
116,182



JULY CIRCULATION BY TYPE



TOTAL CIRCULATION WITH PERCENTAGE BREAKOUT



CIRCULATION COMPARISON

The month of July saw an overall circulation increase by 4.5 % in 2018.