

## PROGRAMS



PROGRAMS HELD IN MAY  
**142**

PEOPLE IN ATTENDANCE  
**4,175**

LPL increased the number of programs by 10.9% and saw a 2.5% increase in attendance.

## VOLUNTEERS



VOLUNTEER HOURS  
**523.3**

The number of volunteer hours saw a 5% increase in May 2018.

## PRESENTATION

Teen staff presented a workshop at the CAL Maker Conference in Colorado Springs at Library 21c on the success of reorganizing library space in support of maker programming. Participants were able to learn Silhouette Cameo software and use a heat press to create their own pencil pouches with adhesive vinyl. Maker programming in the teenseen has grown to include 3D printing, sewing, button making, paper crafts, art supplies, robotics, and circuitry.

## INSPIRE + ENGAGE

### A SHIFTING COLLECTION

This May saw a huge shift in the Children's and Adult Collections. Both collection's moves focused on an enhanced user's experience for the patrons who use the two areas.

#### ADULT COLLECTION MOVE

The Adult Services collection move is in the final stages of a five-year project to bring our collection up to date and accessible for patrons. This spring we finished the weeding and shifting of the non-fiction collection. The non-fiction collection is now refreshed and updated for our customers. The non-fiction shift created space for the fiction collection to move to the other side of the galleria allowing the whole adult book collection to be in one area. It also brings the fiction collection into the same area as the mysteries, science fiction, and westerns. Having all of the fiction in one area makes the area easier for patrons to browse and find authors who may be in more than one section. For example, author Lee Child has titles in both the fiction area and in the mystery section. Now, patrons can move between the different sections easily to locate desired books and authors.

In addition to the goal of bringing the collection together, the move also allowed us to open up the area in Adult Services for new forms of programs and to promote conversation and informal gatherings. The newly open space will be used for passive programming such as board games, puzzles or coloring. It also provides more space for smaller groups to meet outside of the Gertrude Scott Room. Another potential use of the area is to create conversation space for people to meet. Right now, the Adult Services space is devoted to study space and reading space. Our goal is to invite different people in who might want a space just to meet and talk. A final goal is to make the Adult Services desk more visible and approachable. With the removal of the book shelves, people can now see the desk much easier than before.

#### CHILDREN'S COLLECTION MOVE

As a division, one of our 2018 goals is to improve the design and layout of the Children's area to enhance the overall customer experience. By lowering the shelves, children are able to access titles on the top shelves more easily, parents and staff have improved sight lines across the department, and the increased natural light creates a more appealing atmosphere throughout the department. We're also planning to reorganize the Children's picture book collection by themes. Staff from Children's and Tech Services are working together to make this move a success. The estimated time line for this project is early Fall after the Summer Reading Program concludes.

# MAY

## 2018

### CARDHOLDERS



**NEW CARDHOLDERS**  
**457**

The number of new card holders increase by 4.1% this May compared to May 2017.

### HOLDS PLACED



**HOLDS PLACED IN MAY**  
**7518**

### DATABASE USAGE



**MAY SEARCHES**  
**6,298**


### COMPUTER USAGE



**WIFI USER**  
**2,127**  
**COMPUTER USER**  
**5,329**

LPL increased the number of wifi use by 44.7% and saw a 3% increase in library computer use over last May

### CUSTOMER COUNT



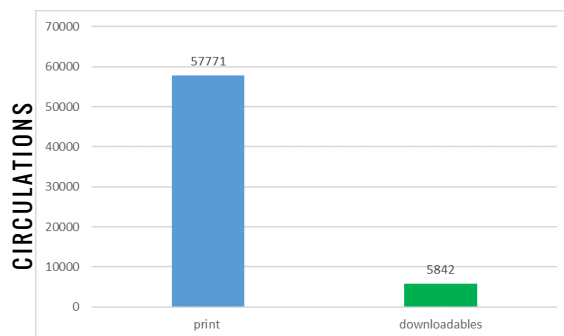
**AVERAGE/DAY**  
**1,072**  
**TOTAL DOOR COUNT**  
**32,045**

The number of library visits increased by 2.1%.

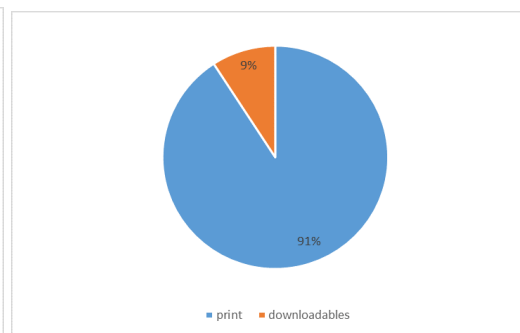
## BOOKS + MATERIALS

**NEW ITEMS ADDED TO COLLECTION**  
**1,136**

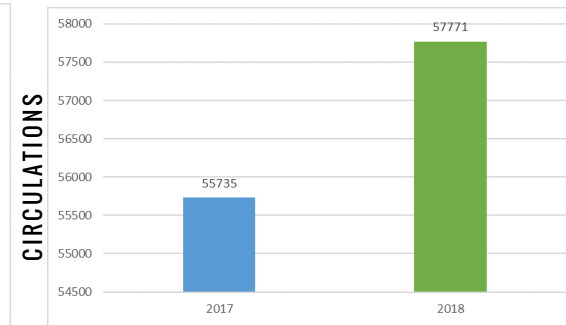
**TOTAL ITEMS IN THE COLLECTION**  
**116,182**



**MAY CIRCULATION BY TYPE**



**TOTAL CIRCULATION WITH PERCENTAGE BREAKOUT**



**CIRCULATION COMPARISON**

The month of May saw an overall circulation increase by 3.7 % in 2018.