

PROGRAMS



PROGRAMS HELD IN FEBRUARY
171

PEOPLE IN ATTENDANCE
4,403

LPL increased the number of programs by 42% and saw a 29.5% increase in attendance.

VOLUNTEERS

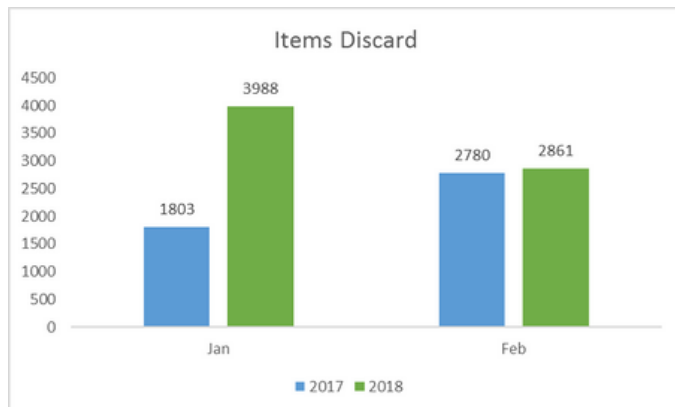


VOLUNTEER HOURS
490.5

The number of volunteer hours saw a slight 2.6% decrease in February 2018.

Weeding

Adult Services is close to the end of a four year project designed to bring the collection up to date. Teens and Childrens are working on their own weeding projects to refresh their collections.

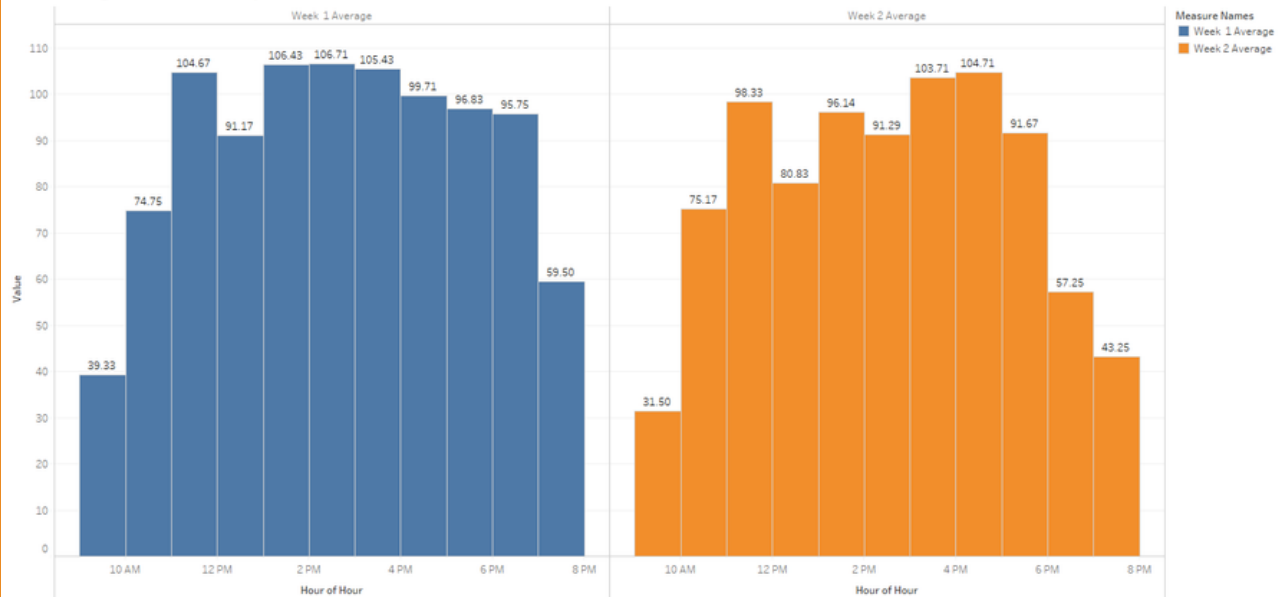


INSPIRE + ENGAGE

Point in Time Count

The staff of the library did a point in time count. The goal of this was to examine how many people were using the space throughout the day. The count was done over two weeks to incorporate any variance for programming or weather. This did not include programming as this is reported under program numbers. Our busiest time was from 11 am to 12 PM and our slowest time was from 7 PM to 8 PM.

Total Average for Each Week by Hour



FEB

2018

CARDHOLDERS



NEW CARDHOLDERS
365

The number of new card holders decreased by 16.5% this February compared to February 2017.

HOLDS PLACED



HOLDS PLACED IN FEBRUARY
7274

DATABASE USAGE



FEBRUARY SEARCHES
29,886

COMPUTER USAGE



WIFI USER
1,995
COMPUTER USER
4,591

LPL increased the number of wifi use by 45% and saw a 7% decline in library computer use over last February

CUSTOMER COUNT



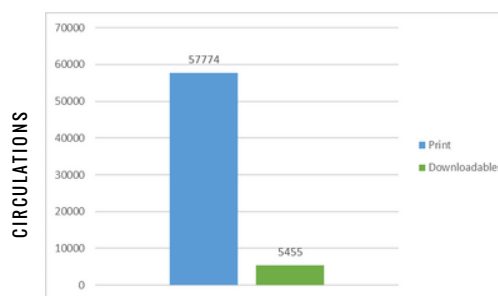
AVERAGE/DAY
1,082
TOTAL DOOR COUNT
30,311

The number of library visits decreased by 4.5%.

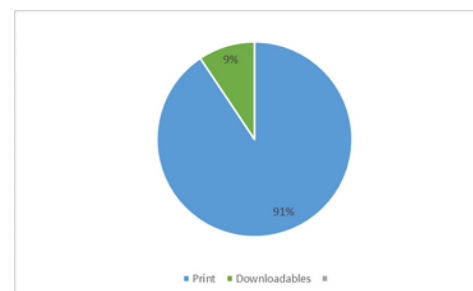
BOOKS + MATERIALS

NEW ITEMS ADDED TO COLLECTION
1,102

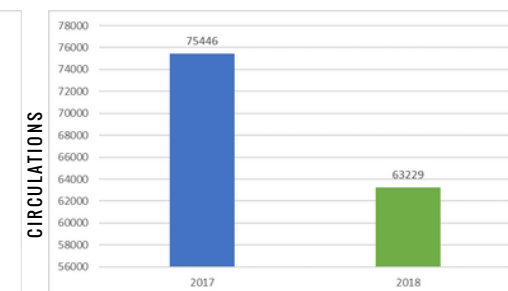
TOTAL ITEMS IN THE COLLECTION
131,471



FEB CIRCULATION BY TYPE



TOTAL CIRCULATION WITH PERCENTAGE BREAKOUT



CIRCULATION COMPARISON

The month of February saw an overall circulation decrease by 16% in 2018.