



COMMUNITY PARTNERSHIP OFFICE

Civic Center • 500 East Third Street • Loveland, Colorado 80537
(970) 962-2517 • FAX (970) 962-2903 • TDD (970) 962-2620
www.cityofloveland.org

2014 – 2015

Community Development Block Grant

Consolidated Annual Performance Evaluation Report

December, 2015

Table of Contents

I. Executive Summary (English and Spanish)	1
II. Five Year Plan: Assessment of Progress	3
III. Year Five Accomplishments: 2014-2015	4
Meeting National Objectives	5
Changes in Funding Distribution	5
Public Service Activities (Goal #3)	5
Assessment of Annual Progress	7
IV. Program Narrative	
Affirmatively Furthering Fair Housing	8
Actual Accomplishments Compared to Proposed Goals	11
Continuum of Care	12
Addressing Obstacles to Meet Underserved Needs	14
Foster and Maintain Affordable Housing	15
Eliminate Barriers to Affordable Housing	15
Overcoming Gaps and Enhancing Coordination	15
Improving Public Housing & Resident Initiatives	16
Reducing Lead-Based Paint	16
Ensuring Compliance with Program & Comprehensive Plan Requirements	17
Reducing the Number of Persons Living Below the Poverty Level	17
Leveraging Resources	17
Citizen Comments	18
Self-Evaluation	18
Changes in Program Objectives	18
Carrying Out Certifications	19
Complying with 70% LMI Benefit	19
Anti-Displacement and Relocation	19
Economic Development	19
V. Financial Narrative	
Program Income	20
General Financial Information	20
CDBG Funding Spent on Rehabilitation	20
Disallowed Activities	20
Notes to Financial Reports	21
V. Appendices	
A Summary of Accomplishments Report (C04PR23)	27
B Summary of Consolidated Plan Projects for Report Year (C04PR06)	31
C CDBG Activity Summary Report (C04PR03)	36
D CDBG Housing Activities (C04PR10)	79
E CDBG Financial Summary Report (C04PR26)	87

EXECUTIVE SUMMARY

The Consolidated Annual Performance Evaluation Report (CAPER) details how the City of Loveland, Colorado expended Community Development Block Grant (CDBG) funds from October 1, 2014 through September 30, 2015, hereafter referred to as the 2014-2015 grant year, or the 2014-2015 program year.

The City of Loveland received \$301,648 in CDBG funding for the 2014-2015 grant year, and spent an additional \$270 from a prior year allocation and \$74,970 in funding that had previously been returned to HUD for a total distribution of **\$376,888**. By the end of the program year \$13,803.29 (3.7%) remained unspent; all of the unspent funding was in the bricks and mortar category.

Seven thousand fifty-five (7,055) people were served with CDBG funds during the program year and 44 units of housing were rehabilitated. Seventy-one percent (71%) of funds spent during the grant year were used for two public facilities, land purchase to build affordable housing, rehabilitation of existing affordable housing, and grants for emergency home repairs. Twelve percent (12%) of spent funds provided public services to victims of domestic violence and persons living with HIV or AIDS. Seventeen percent (17%) of funds paid for administration of the CDBG program. When the unspent funding in the bricks and mortar category is spent, the percentages will be 72%, 12% and 16% respectively.

The CAPER provides details required by the U.S. Department of Housing and Urban Development showing how activities funded with CDBG met goals established in the 2010-2015 Consolidated Plan, followed by detailed spending during the fifth grant year, including how persons with low income and special needs were served, how housing needs were addressed, and how the public was made aware of the City's use of funds.

Questions or comments about this report should be addressed to:

Alison Hade, Administrator
Community Partnership Office
City of Loveland
500 East Third Street, Suite 210
Loveland, Colorado 80537
(970) 962-2517, alison.hade@cityofloveland.org

**This document is available in LARGE PRINT upon request.
Please call (970) 962-2517.**

RESUMEN EJECUTIVO

El Reporte Consolidado de Rendimiento y Evaluación Anual (CAPER, por sus iniciales en inglés) explica cómo la Ciudad de Loveland, Colorado gastó los fondos del Ramo de Desarrollo Comunal (CDGB, por sus iniciales en inglés) desde octubre 1, 2014 hasta septiembre 30, 2015, el cual se va a mencionar como el año 2014-2015 de la subvención, o el año 2014-2015 del programa.

La Ciudad de Loveland recibió \$301,648 en fondos de CDBG para el año 2014-2015 de la subvención, y gastó \$270 de una distribución de un año anterior y \$74,970 en fondos que habían sido devueltos a HUD para obtener un total de **\$376,888**. Al final del año del programa, \$13,803.29 (3.7%) no se habían gastado; todos los fondos sin gastar eran de la categoría de bienes raíces.

Siete mil cincuenta y cinco (7,055) personas recibieron servicios con fondos de CDBG durante el año del programa y se rehabilitaron 44 unidades de vivienda. Setenta y un por ciento (71%) de los fondos que se gastaron durante el año de la subvención se usaron para dos instalaciones públicas, compra de terreno para construir vivienda asequible, rehabilitación de vivienda asequible que ya existía, y subvenciones para arreglos de emergencia del hogar. Doce por ciento (12%) de los fondos que se gastaron le proveyeron servicios públicos a víctimas de violencia doméstica y a personas que viven con el VIH o el SIDA. Diecisiete por ciento (17%) de los fondos pagaron la administración del programa CDBG. Cuando se hayan gastado los fondos por gastar en la categoría de bienes raíces, los porcentajes van a ser 72%, 12% y 16% respectivamente.

El CAPER provee los detalles que el Departamento de Vivienda y Desarrollo Urbano de los EE.UU. requieren para mostrar cómo las actividades que recibieron fondos de CDBG cumplieron con las metas establecidas en el Plan Consolidado de 2010-2015, seguido por detalles de los gastos durante el quinto año de la subvención, incluyendo de qué manera se les proveyó servicios a las personas de bajos recursos y de necesidades especiales, cómo se encargaron de las necesidades de vivienda, y de qué manera se le informó al público acerca del uso de los fondos por parte de la Ciudad.

Las preguntas o comentarios acerca de este reporte se deben dirigir a:

Alison Hade, Administrator

Community Partnership Office

City of Loveland

500 East Third Street, Suite 210

Loveland, Colorado 80537

(970) 962-2517, alison.hade@cityofloveland.org

**Este documento está disponible en LETRA GRANDE si lo solicita.
Por favor llame al (970) 962-2517.**

FIVE YEAR PLAN: ASSESSMENT OF PROGRESS

The 2010-2015 Consolidated Plan identifies the City of Loveland’s 5-year plan to address homelessness, housing and poverty. Below are the goals, activities, objectives, indicators, planned and actual inputs and outputs, and outcomes of the 5-Year plan by the end of the 2010-2015 Consolidated Plan, and as a result of the 2014 grant process and allocation by the City of Loveland Affordable Housing Commission. Case management listed under Goal #3 does not include any inputs. Funding for these services was provided by the City of Loveland general fund. Additional information about these services can be found starting on page 5 under *Public Service Activities*. Changes to the original allocation can also be found on page 5.

Goal #1

Create and maintain housing opportunities for households with low income. Funding priority shall be given to activities serving households with low income below 50% of the area median income.

Activities	Objectives	Indicators	CDBG Inputs		Outputs		Outcomes
			Planned	Actual	Planned	Actual	
Rent Assistance/ Housing Counseling	Decent Housing	# persons assisted	\$54,600	\$45,425	5,000	3,827	Availability/ Accessibility and Affordability
Property Purchase		# units	\$181,940	\$181,940	25	17	
Down Payment Assistance		# units	\$60,000	\$71,500	100	13	
Housing Rehabilitation		# units	\$380,649	\$385,293	179	714	

Goal #2

Provide services to homeless and near-homeless persons through shelter, case management, transitional and permanent housing.

Activities	Objectives	Indicators	CDBG Inputs		Outputs		Outcomes
			Planned	Actual	Planned	Actual	
Transitional Housing	Suitable Living	# units	\$0	\$0	5	0	Availability/ Accessibility
Shelter & Case Mgt for Individuals		# persons assisted	\$114,760	\$114,760	500	1,304	
Shelter & Case Mgt for Families		# families assisted	\$43,152	\$43,152	90	146	

Goal #3

Decrease poverty in the community by financially supporting services and facilities that meet basic needs and provide self-sufficiency opportunities.

Activities	Objectives	Indicators	CDBG Inputs		Outputs		Outcomes
			Planned	Actual	Planned	Actual	
Facility Construction	Suitable Living	# facilities	\$472,703	\$422,776	3	3	Availability/ Accessibility
Case Mgt		# persons assisted	\$0	\$0	5,000	14,854	

YEAR FIVE ACCOMPLISHMENTS: 2014-2015

Housing Activities (72%)						
Activity	Agency (see CODES p.4)	National Objective & Outcome	Goal	Actual	Planned \$	Actual \$
Acquisition	ATV	LMC/SL-1	143	*** 0	\$100,000	\$100,000
	HFH	LMH/DH-2	3	*** 0	\$75,000	\$70,000
Rehabilitation	HNS	LMC/SL-1	18,600 people	** 3,352 people	\$74,970	\$74,970
	LHA	LMH/DH-2	17 units	7 units	\$16,342	* \$7,539
	VOA	LMH/DH-1	40 homes	37 homes	\$5,000	* \$5,000
SUB TOTAL					\$271,312	\$257,509

Public Services Activities (12%)						
Activity	Agency	National Objective & Outcome	Goal	Actual	Planned \$	Actual \$
Domestic Violence	ATV	LMC/SL-1	650 people	307 people	\$15,065	\$15,065
Domestic Violence	CS	LMC/SL-1	114 people	120 people	\$22,750	\$22,750
Case Management	NCAP	LMC/SL-1	40 people	33 people	\$7,432	\$7,432
SUB TOTAL					\$45,247	\$45,247

Program Administration (16%)					
Activity	Agency	Objective & Outcome		Planned \$	Actual \$
Program Administration	City of Loveland	Sub-recipient assistance and HUD reporting		\$60,329	\$60,329
			TOTAL	\$376,888	\$363,085

Outcome / Objective Codes	Availability/ Accessibility	Affordability	Sustainability
Decent Housing	DH-1	DH-2	DH-3
Suitable Living Environ.	SL-1	SL-2	SL-3
Economic Opportunity	EO-1	EO-2	EO-3

*Balance rolled over to 2015-2016 grant year

*** Projects are not yet complete. Data not yet available.

** Agency realized data base used to track client data was not providing accurate information.

Agency Code

ATV – Alternatives to Violence

CS – Crossroads Safehouse

HFH – Habitat for Humanity

HNS – House of Neighborly Service

LHA – Loveland Housing Authority

NCAP – Northern Colorado AIDS Project

VOA – Volunteers of America

MEETING NATIONAL OBJECTIVES

All activities funded during the 2014-2015 program year fell under the Low/Mod (LMI) objective, specifically, Low/Mod Limited Clientele (LMC) and Low/Mod Housing (LMH) activities. The National Objective used for each activity can be found on the table on page 4.

CHANGES IN FUNDING DISTRIBUTION

The 2014-2015 allocation for the City of Loveland was \$301,648. An additional \$75,240 was distributed during the program year.

The City of Loveland returned \$74,970 to HUD in November 2013. The funding was originally allocated to the Loveland Housing Authority and was used for water rights for market rate homes, which was an ineligible expense. The funding was reallocated to the House of Neighborly Service for the Community Life Center public facility.

PUBLIC SERVICE ACTIVITIES (GOAL #3)

The City of Loveland contributes \$500,000 each year to area non-profits that provide public services to low and moderate income Loveland residents. Goal #3 (page 3), *Decrease poverty in the community by financially supporting services and facilities that meet basic needs and provide self-sufficiency opportunities*, is further described in the Consolidated Plan as “assisting low-income households through public service activities including child care, case management, mental health, health care, services to persons with disabilities and seniors.” The following organizations received a portion of the distributed \$500,000 to address these five issues.

2014-2015 Human Services Grant Recipients					
Agency	Program	Amount Requested	Amount Allocated	Goal	Actual
Alternatives to Violence	Case mgmt	\$35,000	\$22,750	650	366
Disabled Resource Services	Disabilities	\$19,267	\$14,450	1,775	2,969
Elderhaus Adult Day Programs	Disabilities	\$22,650	\$14,723	42	32
Project Self-Sufficiency	Case mgmt	\$24,000	\$20,400	210	78
Rehab Visiting Nurses Assoc.	Health Care	\$25,000	\$18,750	102	19
Respite Care	Disabilities	\$13,000	\$11,050	16	15
SummitStone Health Partners	Mental Health	\$35,000	\$28,000	240	326
Teaching Tree	Child Care	\$23,425	\$16,398	175	87
Thompson Valley Preschool	Child Care	\$12,500	\$9,375	169	82
WINGS/Easter Seals	Disabilities	\$15,000	\$9,750	97	36
TOTALS		\$224,842	\$165,646	3,476	4,010

A list of all results produced by public service agencies funded by the City of Loveland during the 2014-2015 grant year, and benefitting Loveland residents, is as follows:

- 366 people received counseling and support to leave a violent relationship through Alternatives to Violence.
- 33 site-impaired residents received 8,736 hours of news and other broadcasts to keep them informed of local issues through Audio Information Network.
- 1,195 young people received services and attended events at the Boys & Girls Club.
- 294 adults increased reading comprehension; basic skills in math, writing, and computer literacy; and GED preparation assistance through the Center for Adult Learning. 10 students received their GED and 20 started attending college.
- 31 young people received a scholarship to attend diversion classes to avoid further involvement with the justice system.
- About 300 homeless and very low-income residents were served more than 36,000 meals through the Community Kitchen.
- 34 children were placed with a Court Appointed Special Advocate (CASA) after a dependency and neglect case was started through CASA.
- 237 children were able to spend quality time with non-custodial family members through the Harmony House, operated by CASA.
- 120 people received counseling and support to leave a violent relationship through Crossroads Safehouse.
- 2,969 people with disabilities worked with case managers to aid in independent living through Disabled Resource Services.
- 83 physically and/or mentally disabled residents were able to attend a support facility through Elderhaus, Respite Care, or WINGS/Easter Seals.
- 10,144 residents received food from the Food Bank for Larimer County, 3,352 residents received food from the House of Neighborly Service, and 1,815 young people received a free meal and snacks from Kids Café, a program of the Food Bank.
- 24 low-income Loveland residents received medical equipment or health care supplies at no cost through GoodHealthwill.
- 12 at-risk youth participated in a therapeutic riding program to assist with communication and self-confidence.
- 2,497 community members received financial assistance to help with a utility bill, prescription drugs, or other basic needs through the House of Neighborly Service.
- 102 abused youth completed at least one interview with a trained forensic interviewer through the Larimer County Child Advocacy Center.
- 65 homeless youth, or youth lacking family support, received support to apply for a job and learn life skills.
- 28 at-risk youth received time management, social skills and work experience through Loveland Youth Gardeners
- 4 adults suffering from memory impairment received care through the Stepping Stones program of the McKee Medical Center Foundation.
- 547 home-bound residents received a hot meal through Meals on Wheels.
- 519 families received housing counseling assistance through Neighbor to Neighbor.

- 33 Loveland residents living with HIV/AIDS received specialty case management and medical care through Northern Colorado AIDS project.
- 47 youth were matched with an adult mentor through Partners Mentoring Youth.
- 78 single parents received case management as they worked toward career and/or educational goals leading to self-sufficiency through Project Self-Sufficiency.
- 19 residents with acute health care issues received skilled care or were able to engage in self-care through Rehabilitation and Visiting Nurse Association.
- 295 seniors, unable to drive or take public transportation, received 9,899 rides through Senior Alternatives in Transportation.
- 169 low-income children were able to attend child care or preschool through Thompson Valley Preschool or Teaching Tree Early Childhood Learning Center.
- 326 low-income residents received mental health and substance abuse treatment through Touchstone Health Partners.
- 127 young people received substance abuse counseling through Turning Point.
- 322 low income seniors received a nutritious meal through Volunteers of America.

ASSESSMENT OF ANNUAL PROGRESS

The City of Loveland distributed grant funding during the 2014-2015 program year to further the three goals listed on page 3 with some success and resulted in meeting 100% of the five year planned outputs 56% of the time. Areas where the outputs did not produce the planned goal include the following:

- Neighbor to Neighbor continued to provide housing counseling in Loveland, although activities were not funded with CDBG and were not reported in IDIS.
- The number of lots purchased by Habitat for Humanity to build low income housing that was attributed to CDBG was reduced over the five year period in order to try to close the projects faster. Habitat purchased more than 25 lots but most were not purchased with CDBG and were not entered into IDIS.
- The down payment assistance program was not funded with CDBG during the last two years of the five-year Consolidated Plan, which means the total outputs did not increase after 2013. Again, only CDBG funded down payments are reported in the CAPER. The program has other funding sources but results from those sources are not available.
- No Loveland agencies are planning on building additional transitional housing in the near future. In 2014, one provider reported that the agency moved from a two-year transitional housing program to a nine-month program, which is a goal of the National Alliance to End Homelessness. Now, more than twice the number of families will be able to be served with transitional housing in Loveland.

Outputs that were successful include increasing (and rehabilitating) public facilities, housing rehabilitation, case management for low income Loveland residents, and overnight shelter for homeless families and individuals, including domestic violence victims.

For the next five-year Consolidated Plan, non-CDBG funded activities that are listed as goals of the plan will be entered into IDIS and reported in subsequent CAPERs.

PROGRAM NARRATIVE

AFFIRMATIVELY FURTHERING FAIR HOUSING

As described in the City of Loveland 2010-2015 Consolidated Plan, and as part of the City of Loveland's certification to affirmatively further fair housing, the City assumes the responsibility of fair housing by conducting an Analysis of Impediments to Fair Housing Choice (AI) and by taking appropriate actions to overcome the effects of any impediments identified in the analysis. The City of Loveland last updated the Analysis of Impediments to Fair Housing Choice in 2012.

The Community Partnership Office (CPO) worked with a consultant throughout 2015 to ensure compliance with Fair Housing, Title VI of the Civil Rights Act and the American with Disabilities Act regulations. Below are actions that were taken in 2015 under all three federal regulations.

SUBRECIPIENT COMPLIANCE – The CPO worked to ensure that recipients of City of Loveland CDBG funding are compliant by completing the following:

- The CPO conducted a survey of funded non-profits to get a better understanding of the ability of staff members to provide non-English speaking services. A copy of the survey and the results are available upon request. The CPO will use the information to ensure that appropriate translation services are occurring, including certifying staff members.
- The CPO held a Title VI/Fair Housing/ADA webinar for local non-profits. The webinar was mandatory for recipients of CDBG funding and strongly suggested for non-profits that are known to receive other federal funding. Of the 15 agencies required to attend, 10 were present at the first showing. A second webinar was held in November and was attended by the remaining five agencies. An additional 20 agencies that receive other federal funding participated in one of the two webinars.
 - Under Fair Housing, the webinar included legal requirements, a discussion of housing discrimination and equal access regardless of sexual orientation or gender identity, creating a language access plan, reasonable accommodations, and the new Fair Housing Rule. Under Title VI and the ADA, the webinar included accessing certified/assessed interpreters or bilingual staff, translating vital documents, language assistance to residents of Limited English Proficiency, and using technology and other auxiliary aids for communication. From the webinar, the City of Loveland CPO and subrecipients of federal funding, are working on an Effective Communication Plan and a Limited English Proficiency Plan. In 2016, the CPO will start monitoring agency programs to help with deficiencies. Agencies have already submitted information about their ability to work with non-English speaking clients through the survey, and will now collect additional data to better understand the number of non-English clients requesting services.
 - The webinar will be held again from time to time as new subrecipients receive CDBG and as agencies known to have other federal funding apply for assistance with the City of Loveland.

- Monitoring will include: Limited English Proficiency plan, Effective Communication plan, certification process for bilingual staff members, and translation of vital documents.
- Additional “I Speak” cards were distributed to non-profits during both webinars and about 75 will be mailed in December.

COMMUNITY OUTREACH

- In 2014, the CPO received information about potential discrimination against homeless men who are HIV positive. While only one instance was substantiated, both shelter directors thought they could benefit from staff training, which was the desired outcome of the CPO.
- The CPO was also informed that a local non-profit that provides service to the homeless was asking staff members to pray and had engaged in alleged discrimination against guests based on sexual orientation. In April, the City of Fort Collins Office of Social Sustainability started monitoring the project for compliance with CDBG. In October, the managing agency against which complaints were made said they would turn the building and program over to another organization, which was the desired outcome of the CPO. A full report is available upon request.
- A client of a CDBG funded non-profit called the local newspaper to complain that the agency only provides a religious based financial management class. The CPO was contacted as part of an article about the issue. The non-profit said they now provide a secular class as well. For more information:
http://www.reporterherald.com/news/ci_28940570/hns-responds-to-discrimination-complaint
- The CPO worked with six community members with housing or other issues in 2015. Only one was a member of a protected class with a complaint about a local business. He did not wish to call the ADA complaint line.
- A notice was sent to all households and businesses (with a City of Loveland utility bill) advertising April as Fair Housing Month. The ad gave a phone number for the CPO should a resident wish to discuss a fair housing issue. This notice was sent to about 37,000 residents and businesses.

OTHER ACTIONS

- The City of Loveland has a contract with a translation service that provides written, verbal and in-person translation. To date, the CPO has not received a call from a non-English speaking resident, but is prepared in the event this should happen. The CPO also translated surveys, legal ads and parts of the Consolidated Plan into Spanish, and used in-service translation for public meetings.
- A Boulder based nonprofit, Audio Information Network, provided radio ads for sight impaired residents to increase citizen participation during the Consolidated Plan process in both English and Spanish.
- The Consolidated Plan Executive Summary and Goals sections were translated into Spanish and distributed locally.

- The 2015-2020 Consolidated Plan discussed place based investing as a means to cure substandard housing issues in low income and minority neighborhoods. The CPO hopes to produce a place-based investing business plan in collaboration with Habitat for Humanity in 2016 or 2017.
- The CPO took steps to diversify the two commissions that distribute City of Loveland and CDBG funds. While the Human Service Commission is now less diverse, the Affordable Housing Commission is more diverse.
- The CPO participated in the following webinars and trainings in 2015:
 - The History of Race, Racism, and Power in the United States, and How It Relates to Health Equity and HealthCare
 - Title VI for Loveland
 - You Do Need Both – The Federal Law of Title VI and Language Access Plans
 - 80 Lb Pigs, Chairs & Effective Communications – Americans with Disabilities Act 2014-2015
 - The Law of VRI 2 – What About Those New Cases
 - Policy Directions in Affordable Housing (City of Fort Collins)
 - AFFH meeting conducted by Michele Hutchins.
 - Two meetings on City of Loveland Title VI and ADA compliance for managers occurred in June and November. Further trainings for all staff will happen in 2016.
- Information about how to attend public meetings and request assistance for a disability accommodation is now printed on all public meeting notices in English and Spanish. Public notices and ads say that meeting locations are physically accessible and provide both the State Relay number and TDD/TTY number when applicable.
- The Loveland City Council read a Fair Housing month proclamation in April.

Each of these actions will be continued into 2016 with further clarification and training for City staff and non-profit agency representatives.

A spreadsheet showing data missing from IDIS will be sent separately, including the number of clients served who report having a disability and the number of female headed households.

For a copy of the 2012 AI, please contact Alison Hade at (970) 962-2517 or alison.hade@cityofloveland.org.

ACTUAL ACCOMPLISHMENTS COMPARED TO PROPOSED GOALS

A comparison of proposed goals from the Consolidated Plan and the 2014-2015 Annual Action Plan with actual numbers of low to moderate income households served during the reporting period can be found in the tables on pages 3, 4 and 5, and is described under *Assessment of Annual Progress* starting on page . The City of Loveland always distributes CDBG grant funding to area non-profit organizations to produce the results of the Consolidated Plan versus completing projects “in-house”. If a local agency is not in a position to begin a new project that would impact Consolidated Plan results, funding is distributed based on the grant proposals received, with the highest priority going to projects that assist in meeting the five-year strategic plan.

During the 2014-2015 program year, worst case needs (defined as low-income renters with severe cost burden, in substandard housing, or involuntarily displaced) and accessibility needs of persons with disabilities were addressed by the listed organizations in the following manner.

- The House of Neighborly Service/Angel House program provided overnight shelter through churches, day shelter and case management at their office, and transitional housing at several locations in Loveland for homeless families. Neither of these programs were funded by the City of Loveland during the grant year so accomplishments are not available.
- The House of Neighborly Service/137 Connection program provided overnight shelter through churches when the overnight temperature was below 20 degrees, and day shelter and case management for homeless individuals. This program was not funded by the City of Loveland and accomplishments are not available.
- Catholic Charities of Larimer County, the Mission program, and the Fort Collins Rescue Mission provided overnight shelter and services to homeless Loveland residents throughout the year. Neither program was funded by the City of Loveland during the 2014-2015 grant year so accomplishments are not available.
- Alternatives to Violence provided transitional housing and case management for victims of domestic violence who would otherwise have to remain with an abusive partner or face homelessness. The transitional housing program was not funded by the City of Loveland during the 2014-2015 grant year so accomplishments will not be reported. Alternatives to Violence will start providing six weeks of shelter for victims of domestic violence in early 2016.
- The Loveland Housing Authority (LHA) manages the Housing Choice Voucher program in Loveland and as reported in the 2015-2020 Consolidated Plan, has 525 vouchers.
- The Loveland Housing Authority manages 665 apartment units, many of which offer subsidized rent to ensure that occupants are not cost burdened.
- Volunteers of America provided safety improvement repairs to help seniors and the disabled remain in their homes instead of having to move to an assisted living

facility or some other type of housing. This program provided services to 37 families during the grant year.

- Loveland Habitat for Humanity received a waiver of development and other fees totaling \$208,417 for nine for-sale homes in 2015, including a home for a survivor of the historic 2013 floods. The program makes home ownership affordable to low income clients, most of which were rent burdened prior to working with Habitat.
- The Loveland Housing Authority received a waiver of development fees totaling \$1,247,170 to build 70 units of multi-family rental housing for residents living between 30% and 60% of the AMI. Ten of the units will be set-aside for homeless veterans.
- The Housing Authority has two programs to help Loveland residents with rehabilitation of their homes, including the homes of disabled Loveland residents. The Larimer Home Improvement Emergency Program offers a grant of up to \$1,000 to help pay for emergency repairs such as a burst pipe or a broken furnace. This program is available to residents earning no more than 50% of the area median income. The Larimer Home Improvement Program provides low-interest loans of up to \$24,999 to residents at or below 80% of the area median income. The Emergency Program was funded during the 2014-2015 program year and assisted seven families during the grant year. Some of the funding remained unspent so additional families will be able to be served in 2016.
- Neighbor to Neighbor provided housing counseling to 519 Loveland households to prevent homelessness, stabilize families and promote self-sufficiency.
- Services were provided through the Sister Mary Alice Murphy Center for Hope located in Fort Collins, to families and individuals who are homeless or on the brink of homelessness. The mission of the Center for Hope is to help these families and individuals achieve stability and long-term self-sufficiency. This program was not funded by the City of Loveland during the 2014-2015 grant year and accomplishments are not available.
- Disabled Resource Services, Elderhaus Adult Day Program, Easter Seals/WINGS, Meals on Wheels, Audio Information Network, Senior Alternatives in Transportation (SAINT), Catholic Charities of Larimer County, Community Kitchen, Food Bank for Larimer County, Northern Colorado AIDS Project, Respite Care, and Rehabilitation and Visiting Nurses Association are local non-profit agencies that partner with the City to provide case management, housing counseling, housing, meals, and transportation to persons with disabilities, including seniors. Specific results produced by these agencies can be found starting on page 5. Some of these agencies were funded by the City of Loveland during the 2014-2015 grant year.

CONTINUUM OF CARE

During the 2014-2015 program year, actions taken to prevent homelessness, help homeless persons make the transition to permanent housing and independent living, and address the

needs of homeless persons and persons needing supportive housing, including persons with HIV/AIDS, are as follows:

- The CPO produced the fourth annual Loveland Homeless Connect on November 24th, a one-day, one-stop event to offer direct services from 45 organizations to our homeless and near homeless. 258 people attended the one day event. Some of the services offered include housing search assistance, overnight shelter information, first month's rent, a haircut and HIV testing.
- Homeward 2020, the organization behind the 10-year plan to end homelessness in Fort Collins, has continued to provide leadership for the Northern Front Range Continuum of Care. Homeward 2020's Director is working to ensure that homelessness is addressed regionally. The NFRCC is still working on various aspects of HEART Act implementation, and is currently leading the effort to implement Coordinated Access. Technical assistance will begin in the next few months.
- The Northern Colorado AIDS Project (NCAP) manages seven housing vouchers regionally and provides rental assistance for other clients. The City of Loveland funded the NCAP program during the 2014-2015 grant year.

In 2014, other actions specific to the areas listed above:

PREVENTING HOMELESSNESS

- Rent assistance and housing counseling to prevent homelessness was provided to 519 Loveland households through Neighbor to Neighbor as noted above.
- Goodwill Industries opened a Career Center in Loveland to assist our hard to place job seekers, including homeless and near homeless individuals.

TRANSITION TO PERMANENT HOUSING:

- Transitional housing and case management was provided by Alternatives to Violence and the House of Neighborly Service/Angel House program. The City of Loveland currently has 29 transitional housing beds.
- Nineteen (19) Loveland residents currently have VASH vouchers.
- Almost 600 people were housed in low-income housing through the Loveland Housing Authority, including housing for disabled residents with support from Disabled Resource Services. 525 Housing Choice Vouchers were managed by the Housing Authority.

NEEDS OF HOMELESS PERSONS:

- Free tents, sleeping bags, coats, and other winter gear was given to the homeless through House of Neighborly Service/137 Connection.
- Free hot meals for the homeless and near homeless were provided by the Community Kitchen and the Front Porch Café. The Community Kitchen serves breakfast and lunch, and gives to-go bags of food to people unable to access food during the evening hours. The number of meals served by the Community Kitchen can be found on page 6. The Front Porch Café serves lunch and is not funded by the City of Loveland.

- Homeless shelter, meals, and case management was provided through House of Neighborly Service/137 and Angel House, and Catholic Charities of Larimer County.

HELP FOR PERSONS WITH HIV/AIDS:

- Treatment plans that included access to transportation, shelter, substance abuse and mental health assistance, and specialty medical care for persons diagnosed with HIV or AIDS was provided to 33 Loveland residents through the Northern Colorado AIDS project.

ADDRESSING OBSTACLES TO MEET UNDERSERVED NEEDS

The primary obstacle to addressing underserved needs continues to be an insufficient level of financial resources to impact housing, services for the homeless, and services for persons with low income, along with a consistent or an increased demand for services provided by many area non-profit organizations. Of particular need in Loveland is additional housing for very low-income residents and permanent supportive housing for our chronic homeless.

During the 2014-2015 grant year, the following activities addressed obstacles to meeting underserved needs:

- The City of Loveland invested \$500,000 of City general funds through the Human Services Grant program to assist persons with low income. See activities listed under *Public Services* starting on page 5 for a list of results produced during the grant year. In 2013, the Loveland City Council increased the grant amount from \$450,000 to \$500,000 and will consider increasing funding in the future based on need and inflation.
- Funds leveraged through the CDBG and HSC grant processes totaled more than \$14.2 million in Larimer County to produce the results listed on pages 3 through 7.
- In December 2012, the House of Neighborly purchased a new office building to allow the organization to expand services and accommodate another 12-14 non-profits all serving low income residents under one roof. The Community Life Center, “modeled after 19th Century Settlement Houses to encourage strong neighborhood communities by providing support for individuals, families and children by meeting basic needs and providing enriching activities for people of all ages”, started serving people in the summer of 2014 with four organizations moving into the new space. Further expansion in early 2016 will provide enough space for the additional 3-5 organizations and will complete the project.
- In 2014, Alternatives to Violence purchased a house that has been rehabilitated to provide shelter for eight families that have been displaced by family violence. The shelter is expected to open no later than early 2016.
- Catholic Charities of Larimer County’s Senior Services program ensures that low-income and at-risk seniors in Loveland stay independent and in their own homes for as long as it is safely possible. CCLC's Senior Services program offers no cost referrals and assistance applying for benefits and community resources, advocacy and representation on behalf of clients, translation/interpretation for Spanish-speaking clients, assistance accessing transportation, and comprehensive and progressive case management to seniors in

Loveland. The social caseworkers can work individually with seniors in their homes and provide ongoing support to ensure they remain housed and stay connected with health care providers and community resources.

FOSTER AND MAINTAIN AFFORDABLE HOUSING

The City of Loveland generally invests a substantial portion of allocated CDBG funding to maintain housing as affordable by assisting organizations with rehabilitation. Over the last five years, \$385,293 was used for housing rehabilitation. If these organizations had to pay for the rehabilitation, a portion of the cost would likely be passed on to the occupant of the housing unit.

The office of Development Services of the City of Loveland has been discussing a program to assist for-profit landlords rehabilitate homes for low-income individuals or families in a manner that will keep the rents affordable for many years. Although the program has not yet been funded, additional organizations have joined the conversation and the work may occur as part of place based investing under the new Fair Housing Rule and was discussed in the 2015-2020 Consolidated Plan.

ELIMINATE BARRIERS TO AFFORDABLE HOUSING

The City of Loveland provided development and building permit waivers and reductions to help create nine units of new affordable single-family housing and 70 units of multi-family housing for a total investment of about \$1.46 million. Development and permit fees are often cited as a barrier to affordable housing.

In addition, \$100,000 of CDBG and \$10,423 in fee waivers were used for the safehouse project, \$70,000 of CDBG was used to purchase land for four Habitat for Humanity homes, and \$21,342 was used for housing rehabilitation to help keep people safely in their homes.

OVERCOMING GAPS AND ENHANCING COORDINATION

The City of Loveland works closely with all major non-profit human service agencies in Loveland, the Loveland Housing Authority, local developers and builders, and other entities providing funding to non-profits and affordable housing developments. Over the past year, in addition to working with these groups, the Community Partnership Office partnered with the following groups to jointly address community issues, specifically poverty and homelessness:

- **United Way of Larimer County**/Community Impact grant committee member to review proposals submitted by agencies working to create health for families. Continuing work on Community Impact committee to understand agency collaborations and working together to reduce poverty.
- **Northern Front Range Continuum of Care** to address homelessness, affordable housing, and greater regional collaboration in the implementation of the HEARTH Act as described on page 13 under Homeward 2020. The NFRCC also collaborated on the Point-in-Time (sheltered) count that was held on the evening of January

27, 2015. In Loveland, the count showed that 56 homeless individuals slept in two churches or transitional housing, and 54 people were living on the streets or someplace not meant for human habitation.

- **Larimer Home Improvement Program** Board of Directors to provide low-income loans for housing rehabilitation, and funding in the case of an emergency.
- **Emergency Food and Shelter Program** Board to ensure that Loveland organizations receive adequate representation and financial assistance from this funding source.
- **Coalition for Activity and Nutrition to Defeat Obesity (CanDo)** strategic plan committee member to support work around active living as it pertains to low income households and to better understand how to impact health through the built environment and City of Loveland policies.

IMPROVING PUBLIC HOUSING AND RESIDENT INITIATIVES

The City of Loveland does not own or operate public housing. The Loveland Housing Authority manages just under 600 housing units on 11 properties in Loveland. While these units are not technically considered public housing, the Housing Authority provides most of the rental housing for low-income Loveland residents.

The Loveland Housing Authority works to improve the living environment of residents through activities and events that are planned by their Resident Advisory Board. The board is comprised of representatives from each of the Housing Authority properties who want to assist with decision making and policy development. They also review applications for a local scholarship program and host gatherings at each of the Housing Authority properties. Most properties have between two and four events a year.

REDUCING LEAD-BASED PAINT HAZARDS

All recipients of CDBG funding through the City of Loveland are required, by legal contract, to comply with lead-based paint requirements as a condition of receiving grant funds, unless the project is, and will remain, senior-only housing. When an activity involves a housing purchase, rehabilitation or any other activity covered by lead paint regulations, the CPO educates the grant recipient on the requirements for testing, and if necessary, abatement and clearance. Due to limited CDBG funds received by the City of Loveland, the city also informs all grant applicants of the lead-based paint regulations prior to any award being made, as the expense of complying can sometimes prohibit an activity from being completed.

The house purchased by Alternatives to Violence to provide shelter for victims of domestic violence has extensive lead paint that was mitigated in 2015. Prior to allowing residents, the CPO will provide additional information about the hazards of lead paint to staff members working with people as they enter the safehouse program.

ENSURING COMPLIANCE WITH PROGRAM AND COMPREHENSIVE PLAN REQUIREMENTS

The City of Loveland does not accept CDBG applications for projects that do not meet CDBG eligibility requirements or Consolidated Plan requirements. In addition, all projects must comply with the City of Loveland Comprehensive Plan.

REDUCING THE NUMBER OF PERSONS LIVING BELOW THE POVERTY LEVEL

The City's effort to reduce the number of persons living below the poverty level include:

- Providing grant funding to low income Loveland residents through the Human Services Grant Program. Grants are allocated to support agencies that provide food, shelter, physical and mental health care as well as services that prevent crises, and assist in sustaining independent living, all of which addresses issues of poverty.
- Housing assistance provided through projects and programs receiving funding through the City, including housing counseling and rehabilitation. Over the last five years, funding was also used for rent assistance and affordable home ownership.
- The CPO sits on the United Way Loveland allocation committee to participate in conversations and programs that address poverty in Loveland. United Way is committed to reducing the number of people in poverty by 50% by 2025.
- The Loveland City Council allocated \$1.46 million in fee waivers in 2015.
- The Matthews House Empowering Youth Program serves youth ages 16-21 who are either homeless or lack significant family support in their lives as they transition into adulthood. The program helps youth with life skills, including cooking and nutrition, money management, anger management, employment readiness, parenting skills, health, and substance abuse and prevention. The City funded both the Matthews House program and will provide \$20,000 in 2015-2016 toward an office space in Loveland to make services more convenient for Loveland youth.
- The City of Loveland is creating the next ten-year Comprehensive Plan (www.createloveland.com). The CPO worked with the Strategic Planning Department to expand Citizen Participation to include more low-income and Spanish speaking Loveland residents.
- The Economic Development department in the City of Loveland is dedicated to bringing primary employers to the City to support ongoing economic growth, thereby providing for employment opportunities at all income levels.

LEVERAGING RESOURCES

CDBG funds are key to leveraging other public and private resources to address needs, and often leverage state housing funds, CDBG funds from the City of Fort Collins, HOME pass-through dollars, local foundations, and many private sources. The table below shows the amount and type of other funds leveraged for programs in which City of Loveland CDBG funding was spent.

ACTIVITIES	AGENCY	2014-15 CDBG	Federal/ State	United Way	Donations/ Other	Total
Prop. Purchase	Habitat for Humanity *	\$70,000			\$487,500	\$557,500
Housing Rehab	Housing Authority	\$16,342				\$16,342
Housing Rehab	Volunteers of America	\$5,000			\$48,454	\$53,454
Public Facility	House of Neighborly Svc	\$74,970			\$3,563,021	\$3,637,991
Public Facility	Alternatives to Violence	\$100,000			\$324,719	\$424,719
Public Services	Alternatives to Violence	\$15,065	\$90,432		\$12,500	\$117,997
Public Services	Crossroads Safehouse	\$22,750	\$33,854	\$10,046	\$80,101	\$146,751
Public Services	Northern CO AIDS Proj.	\$7,432	\$40,351	\$621	\$16,613	\$65,017
		\$311,559	\$164,637	\$10,667	\$4,532,908	\$5,019,771

* Allocated \$75,000. Spent \$70,000 on property.

The \$500,000 funding contributed to the grant process through City of Loveland leverages an additional (approximately) \$9.8 million for Loveland based programs. These programs produced the bullet item list of results starting on page 5.

CITIZEN COMMENTS

The 2014-2015 CAPER was available to the public for comment from December 16, 2013 through December 30, 2015. Copies were available at the City of Loveland CPO Office and the CPO website. No comments were received.

SELF-EVALUATION

The City of Loveland's CDBG funds assisted the community in making an impact on identified affordable housing and homeless needs: 44 families were assisted with housing rehabilitation, 3,352 people received food and other assistance at the new Community Life Center, 427 people who escaped domestic violence received support, and 33 people diagnosed with HIV or AIDS received case management. Other city funds granted locally assisted tens of thousands of Loveland residents outlined under Goal #3.

Not all of the goals that were submitted with the 2010-2015 Consolidated Plan will be met, as described on page 7. With about \$200,000 in CDBG/Bricks & Mortar funding, the City of Loveland is unable to provide much financial support for any major housing project. Instead, we are continuing to focus on maintaining and strengthening our partnerships and looking for opportunities for new partnerships to better address needs, including the dire need for affordable housing for people living at 30% AMI, and Permanent Supportive Housing for many of our chronically homeless.

CHANGES IN PROGRAM OBJECTIVES

While the overall program objective did not change during the program year, the use of funds did. For more information, see page 5, *Changes in Funding Distribution*.

CARRYING OUT CERTIFICATIONS

The City of Loveland CPO remains consistent with the Consolidated Plan by granting funding to agencies providing services to homeless individuals and families, and providing affordable housing or housing rehabilitation to low/moderate income households. CDBG funding is accessed through a grant application process. All applications for CDBG funds are reviewed by volunteer commissioners who make funding recommendations that are reviewed, and ultimately adopted, by the Loveland City Council. The volunteer commission is aware of the goals and objectives of the Consolidated Plan and makes funding decisions appropriate to long-term goals. The City also pursues sub-recipients that have the capability and capacity to seek other resources to propose viable projects and activities.

As noted, in addition to distributing CDBG funding, the City of Loveland CPO also distributes \$500,000 of general fund dollars, which also partially addresses the goals of the Consolidated Plan. This funding and allocation process is similar to the CDBG funding process.

The City of Loveland follows all U.S. Department of Housing and Urban Development requirements, including Certifications of Consistency. Certifications of Consistency are provided to organizations seeking other funding for activities that meet the goals of the Consolidated Plan and the needs of households with low income.

COMPLYING WITH 70% LMI BENEFIT

CDBG funds were used exclusively for activities benefiting low to moderate income persons to meet national objectives.

ANTI-DISPLACEMENT AND RELOCATION

None of the 2014-2015 CDBG activities involved or resulted in displacement or relocation.

ECONOMIC DEVELOPMENT

CDBG funding was not used for economic development. Economic development is not a part of the current Consolidated Plan.

FINANCIAL NARRATIVE

PROGRAM INCOME

The City of Loveland Community Partnership Office does not collect program income.

Page 4 of the City of Loveland sub-recipient contract reads:

15. CDBG Fund Income. The Subrecipient shall pay all income generated from CDBG funds to the City's CDBG Program. In the event the City allows the Subrecipient to use the income for other CDBG activities, the Subrecipient shall do so in accordance with the provisions of this Contract, which shall apply to such use. Program income that is acquired by the Subrecipient must be expended prior to any grant funds used for the same purpose.

Should a CDBG funded program discontinue services, the City of Loveland will require that program income be returned to the City as long as income is continuing to be generated.

GENERAL FINANCIAL INFORMATION

At the beginning of the program year, the CPO had \$376,888 CDBG funding: \$270 from a prior year, \$74,970 that had previously been returned to HUD for an ineligible project and \$301,648 received for 2014-2015. By the end of the grant year, \$13,803.29, or 3.7% remained unspent.

The Community Partnership Offices does not participate in or does not have:

- Revolving loan fund
- Float-funded activity
- Lump sum drawdown agreement
- Income received from the sale of a property
- Property owned by sub-recipients with CDBG funds that is available for sale
- Neighborhood Revitalization Strategy (NRS) area

CDBG FUNDING SPENT ON REHABILITATION

Funding spent on rehabilitation activities during 2014-2015 can be found on page 4 under Rehabilitation: 44 units of housing were rehabilitated during the program year.

- The Loveland Housing Authority received \$16,342 (spent \$7,539) for the Larimer Home Improvement Program Emergency Grant (LHIP EM). Seven families received grants for furnaces and water heaters.
- Volunteers of America received \$5,000 and rehabilitated 37 homes with grab bars, handrails, chair platforms, wheelchair ramps, and other home maintenance needs to allow seniors to remain in their homes.

DISALLOWED ACTIVITIES

Not applicable.

NOTES TO FINANCIAL REPORTS

A summary of financial information for 2014-2015 is as follows:

2014-2015 Allocation	\$301,648
Unspent prior years	<u>\$75,240</u>
Total to be spent	\$376,888

Allocated for PY 2014-2015	IDIS Code	Original	Realloc.	New Alloc.	Spent	Balance
Program Administration	259	\$60,329.00		\$60,329.00	\$60,329.00	\$0.00
House of Neighborly Service/Public Facility	260	\$74,970.00		\$74,970.00	\$74,970.00	\$0.00
Alternatives to Violence/Public Facility	261	\$100,000.00		\$100,000.00	\$100,000.00	\$0.00
Habitat for Humanity/Land Purchase	262	\$75,000.00		\$75,000.00	\$70,000.00	\$5,000.00
Housing Authority/Emergency Rehab	263	\$16,342.00		\$16,342.00	\$7,538.71	\$8,803.29
Volunteers of America/Rehabilitation	264	\$5,000.00		\$5,000.00	\$5,000.00	\$0.00
Alternatives to Violence/Public Service	265	\$15,065.00		\$15,065.00	\$15,065.00	\$0.00
Crossroads Safehouse/Public Service	266	\$22,750.00		\$22,750.00	\$22,750.00	\$0.00
Northern Colorado AIDS Project/Public Service	267	\$7,432.00		\$7,432.00	\$7,432.00	\$0.00
Total Allocated		\$376,888.00	\$0.00	\$376,888.00	\$363,084.71	\$13,803.29



Office of Community Planning and Development
U.S. Department of Housing and Urban Development
Integrated Disbursement and Information System
PR26 - CDBG Financial Summary Report
Program Year 2014
LOVELAND , CO

DATE: 12-23-15
TIME: 12:50
PAGE: 1

PART I: SUMMARY OF CDBG RESOURCES

01 UNEXPENDED CDBG FUNDS AT END OF PREVIOUS PROGRAM YEAR	0.00
02 ENTITLEMENT GRANT	301,648.00
03 SURPLUS URBAN RENEWAL	0.00
04 SECTION 108 GUARANTEED LOAN FUNDS	0.00
05 CURRENT YEAR PROGRAM INCOME	0.00
05a CURRENT YEAR SECTION 108 PROGRAM INCOME (FOR SI TYPE)	0.00
06 FUNDS RETURNED TO THE LINE-OF-CREDIT	0.00
06a FUNDS RETURNED TO THE LOCAL CDBG ACCOUNT	0.00
07 ADJUSTMENT TO COMPUTE TOTAL AVAILABLE	0.00
08 TOTAL AVAILABLE (SUM, LINES 01-07)	301,648.00

PART II: SUMMARY OF CDBG EXPENDITURES

09 DISBURSEMENTS OTHER THAN SECTION 108 REPAYMENTS AND PLANNING/ADMINISTRATION	309,447.24
10 ADJUSTMENT TO COMPUTE TOTAL AMOUNT SUBJECT TO LOW/MOD BENEFIT	0.00
11 AMOUNT SUBJECT TO LOW/MOD BENEFIT (LINE 09 + LINE 10)	309,447.24
12 DISBURSED IN IDIS FOR PLANNING/ADMINISTRATION	60,329.00
13 DISBURSED IN IDIS FOR SECTION 108 REPAYMENTS	0.00
14 ADJUSTMENT TO COMPUTE TOTAL EXPENDITURES	0.00
15 TOTAL EXPENDITURES (SUM, LINES 11-14)	369,776.24
16 UNEXPENDED BALANCE (LINE 08 - LINE 15)	(68,128.24)

PART III: LOWMOD BENEFIT THIS REPORTING PERIOD

17 EXPENDED FOR LOW/MOD HOUSING IN SPECIAL AREAS	0.00
18 EXPENDED FOR LOW/MOD MULTI-UNIT HOUSING	0.00
19 DISBURSED FOR OTHER LOW/MOD ACTIVITIES	309,447.24
20 ADJUSTMENT TO COMPUTE TOTAL LOW/MOD CREDIT	0.00
21 TOTAL LOW/MOD CREDIT (SUM, LINES 17-20)	309,447.24
22 PERCENT LOW/MOD CREDIT (LINE 21/LINE 11)	100.00%

LOW/MOD BENEFIT FOR MULTI-YEAR CERTIFICATIONS

23 PROGRAM YEARS(PY) COVERED IN CERTIFICATION	PY: PY: PY:
24 CUMULATIVE NET EXPENDITURES SUBJECT TO LOW/MOD BENEFIT CALCULATION	0.00
25 CUMULATIVE EXPENDITURES BENEFITING LOW/MOD PERSONS	0.00
26 PERCENT BENEFIT TO LOW/MOD PERSONS (LINE 25/LINE 24)	0.00%

PART IV: PUBLIC SERVICE (PS) CAP CALCULATIONS

27 DISBURSED IN IDIS FOR PUBLIC SERVICES	45,157.00
28 PS UNLIQUIDATED OBLIGATIONS AT END OF CURRENT PROGRAM YEAR	0.00
29 PS UNLIQUIDATED OBLIGATIONS AT END OF PREVIOUS PROGRAM YEAR	0.00
30 ADJUSTMENT TO COMPUTE TOTAL PS OBLIGATIONS	0.00
31 TOTAL PS OBLIGATIONS (LINE 27 + LINE 28 - LINE 29 + LINE 30)	45,157.00
32 ENTITLEMENT GRANT	301,648.00
33 PRIOR YEAR PROGRAM INCOME	0.00
34 ADJUSTMENT TO COMPUTE TOTAL SUBJECT TO PS CAP	0.00
35 TOTAL SUBJECT TO PS CAP (SUM, LINES 32-34)	301,648.00
36 PERCENT FUNDS OBLIGATED FOR PS ACTIVITIES (LINE 31/LINE 35)	14.97%

PART V: PLANNING AND ADMINISTRATION (PA) CAP

37 DISBURSED IN IDIS FOR PLANNING/ADMINISTRATION	60,329.00
38 PA UNLIQUIDATED OBLIGATIONS AT END OF CURRENT PROGRAM YEAR	0.00
39 PA UNLIQUIDATED OBLIGATIONS AT END OF PREVIOUS PROGRAM YEAR	0.00
40 ADJUSTMENT TO COMPUTE TOTAL PA OBLIGATIONS	0.00
41 TOTAL PA OBLIGATIONS (LINE 37 + LINE 38 - LINE 39 +LINE 40)	60,329.00
42 ENTITLEMENT GRANT	301,648.00
43 CURRENT YEAR PROGRAM INCOME	0.00
44 ADJUSTMENT TO COMPUTE TOTAL SUBJECT TO PA CAP	0.00
45 TOTAL SUBJECT TO PA CAP (SUM, LINES 42-44)	301,648.00
46 PERCENT FUNDS OBLIGATED FOR PA ACTIVITIES (LINE 41/LINE 45)	20.00%



Office of Community Planning and Development
U.S. Department of Housing and Urban Development
Integrated Disbursement and Information System
PR26 - CDBG Financial Summary Report
Program Year 2014
LOVELAND , CO

DATE: 12-23-15
TIME: 12:50
PAGE: 2

LINE 17 DETAIL: ACTIVITIES TO CONSIDER IN DETERMINING THE AMOUNT TO ENTER ON LINE 17

Report returned no data.

LINE 18 DETAIL: ACTIVITIES TO CONSIDER IN DETERMINING THE AMOUNT TO ENTER ON LINE 18

Report returned no data.

LINE 19 DETAIL: ACTIVITIES INCLUDED IN THE COMPUTATION OF LINE 19

Plan Year	IDIS Project	IDIS Activity	Voucher Number	Activity Name	Matrix Code	National Objective	Drawn Amount
2014	3	261	5750303	ATV Public Facility	01	LMC	\$100,000.00
2014	3	262	5851668	H4H Land Purchase	01	LMH	\$70,000.00
					01	Matrix Code	\$170,000.00
2014	2	260	5747188	HNS Public Facility	03	LMC	\$74,970.00
					03	Matrix Code	\$74,970.00
2014	5	265	5773496	ATV VSP Public Service	05G	LMC	\$2,989.00
2014	5	265	5808537	ATV VSP Public Service	05G	LMC	\$6,620.00
2014	5	265	5837504	ATV VSP Public Service	05G	LMC	\$5,456.00
2014	5	266	5769586	CS Public Service	05G	LMC	\$4,544.52
2014	5	266	5808537	CS Public Service	05G	LMC	\$6,561.78
2014	5	266	5837504	CS Public Service	05G	LMC	\$5,700.40
2014	5	266	5870310	CS Public Service	05G	LMC	\$5,943.30
					05G	Matrix Code	\$37,815.00
2014	5	267	5773496	NCAP Public Service	05M	LMC	\$1,818.21
2014	5	267	5817823	NCAP Public Service	05M	LMC	\$2,713.02
2014	5	267	5870310	NCAP Public Service	05M	LMC	\$2,810.77
					05M	Matrix Code	\$7,342.00
2013	9	251	5808537	HACOL LHIP	14A	LMH	\$5,110.00
2013	9	252	5773496	HACOL LHIP Emergency	14A	LMH	\$1,671.53
2014	4	263	5773496	HACOL LHIP Emergency	14A	LMH	\$301.53
2014	4	263	5808537	HACOL LHIP Emergency	14A	LMH	\$2,355.20
2014	4	263	5845599	HACOL LHIP Emergency	14A	LMH	\$1,384.98
2014	4	263	5870310	HACOL LHIP Emergency	14A	LMH	\$3,497.00
					14A	Matrix Code	\$14,320.24
2014	4	264	5773496	VOA Handyman Program	14H	LMH	\$2,022.58
2014	4	264	5837504	VOA Handyman Program	14H	LMH	\$2,977.42
					14H	Matrix Code	\$5,000.00
Total							\$309,447.24

LINE 27 DETAIL: ACTIVITIES INCLUDED IN THE COMPUTATION OF LINE 27

Plan Year	IDIS Project	IDIS Activity	Voucher Number	Activity Name	Matrix Code	National Objective	Drawn Amount
2014	5	265	5773496	ATV VSP Public Service	05G	LMC	\$2,989.00
2014	5	265	5808537	ATV VSP Public Service	05G	LMC	\$6,620.00
2014	5	265	5837504	ATV VSP Public Service	05G	LMC	\$5,456.00
2014	5	266	5769586	CS Public Service	05G	LMC	\$4,544.52
2014	5	266	5808537	CS Public Service	05G	LMC	\$6,561.78
2014	5	266	5837504	CS Public Service	05G	LMC	\$5,700.40
2014	5	266	5870310	CS Public Service	05G	LMC	\$5,943.30
					05G	Matrix Code	\$37,815.00
2014	5	267	5773496	NCAP Public Service	05M	LMC	\$1,818.21
2014	5	267	5817823	NCAP Public Service	05M	LMC	\$2,713.02
2014	5	267	5870310	NCAP Public Service	05M	LMC	\$2,810.77
					05M	Matrix Code	\$7,342.00
Total							\$45,157.00



Office of Community Planning and Development
U.S. Department of Housing and Urban Development
Integrated Disbursement and Information System
PR26 - CDBG Financial Summary Report
Program Year 2014
LOVELAND , CO

DATE: 12-23-15
TIME: 12:50
PAGE: 3

LINE 37 DETAIL: ACTIVITIES INCLUDED IN THE COMPUTATION OF LINE 37

Plan Year	IDIS Project	IDIS Activity	Voucher Number	Activity Name	Matrix Code	National Objective	Drawn Amount
2014	1	259	5750303	Program Administration	21A		\$4,229.02
2014	1	259	5769586	Program Administration	21A		\$12,470.57
2014	1	259	5773496	Program Administration	21A		\$126.73
2014	1	259	5780305	Program Administration	21A		\$2,004.30
2014	1	259	5790792	Program Administration	21A		\$6,638.57
2014	1	259	5797527	Program Administration	21A		\$7,478.28
2014	1	259	5808537	Program Administration	21A		\$4,610.62
2014	1	259	5817823	Program Administration	21A		\$3,689.77
2014	1	259	5828054	Program Administration	21A		\$6,917.24
2014	1	259	5837504	Program Administration	21A		\$6,452.25
2014	1	259	5845599	Program Administration	21A		\$4,954.01
2014	1	259	5851668	Program Administration	21A		\$757.64
Total					21A	Matrix Code	\$60,329.00
							\$60,329.00

U.S. Department of Housing and Urban Development
Office of Community Planning and Development
Integrated Disbursement and Information System
CDBG Housing Activities
LOVELAND, CO

PGM YEAR	PROJ ID	IDIS ACT ID	ACTIVITY NAME	STATUS	MTX CD	NTL OBJ	Total		CDBG DRAWN AMOUNT	OCCUPIED TOTAL	UNITS L/M	% L/M	CUMULATIVE	
							EST. AMT	% CDBG					OCCUPIED OWNER	UNITS RENTER
2015	2855	270	VOA	OPEN	14H	LMH	14,607.00	0.0	0.00	0	0	0.0	0	0
2015 TOTALS:							BUDGETED/UNDERWAY	14,607.00	0.0	0.00	0	0	0.0	0
							COMPLETED	0.00	0.0	0.00	0	0	0.0	0
								14,607.00	0.0	0.00	0	0	0.0	0
PGM YEAR	PROJ ID	IDIS ACT ID	ACTIVITY NAME	STATUS	MTX CD	NTL OBJ	Total		CDBG DRAWN AMOUNT	OCCUPIED TOTAL	UNITS L/M	% L/M	CUMULATIVE	
							EST. AMT	% CDBG					OCCUPIED OWNER	UNITS RENTER
2014	0033	263	HACOL LHIP Emergency	OPEN	14A	LMH	16,342.00	46.1	7,538.71	7	7	100.0	7	0
2014	0033	264	VOA Handyman Program	COM	14H	LMH	53,454.00	9.4	5,000.00	38	38	100.0	33	5
2014 TOTALS:							BUDGETED/UNDERWAY	16,342.00	46.1	7,538.71	7	7	100.0	0
							COMPLETED	53,454.00	9.3	5,000.00	38	38	100.0	5
								69,796.00	17.9	12,538.71	45	45	100.0	5
PGM YEAR	PROJ ID	IDIS ACT ID	ACTIVITY NAME	STATUS	MTX CD	NTL OBJ	Total		CDBG DRAWN AMOUNT	OCCUPIED TOTAL	UNITS L/M	% L/M	CUMULATIVE	
							EST. AMT	% CDBG					OCCUPIED OWNER	UNITS RENTER
2013	3724	251	HACOL LHIP	COM	14A	LMH	556,900.00	1.8	10,000.00	2	2	100.0	2	0
2013	3724	252	HACOL LHIP Emergency	COM	14A	LMH	30,000.00	33.3	10,000.00	11	11	100.0	11	0
2013	3724	253	VOA Handyman	COM	14H	LMH	58,916.00	29.4	17,300.00	123	123	100.0	98	25
2013 TOTALS:							BUDGETED/UNDERWAY	0.00	0.0	0.00	0	0	0.0	0
							COMPLETED	645,816.00	5.7	37,300.00	136	136	100.0	25
								645,816.00	5.7	37,300.00	136	136	100.0	25

U.S. Department of Housing and Urban Development
Office of Community Planning and Development
Integrated Disbursement and Information System
CDBG Housing Activities
LOVELAND, CO

PGM YEAR	PROJ ID	IDIS ACT ID	ACTIVITY NAME	STATUS	MTX CD	NTL OBJ	Total		CDBG DRAWN AMOUNT	OCCUPIED TOTAL	UNITS L/M	% L/M	CUMULATIVE	
							EST. AMT	% CDBG					OCCUPIED OWNER	UNITS RENTER
2012	3760	239	HACOL LHIP	COM	14A	LMH	732,000.00	4.8	35,000.00	6	6	100.0	6	0
2012	3760	240	HACOL LHIP Emergency	COM	14A	LMH	20,000.00	100.0	20,000.00	23	23	100.0	23	0
2012	3760	241	VOA Handyman Program	COM	14A	LMH	53,408.00	31.5	16,800.00	106	106	100.0	85	21
2012	3761	242	HACOL Cornerstone	COM	14B	LMH	25,580.00	100.0	25,580.00	16	16	100.0	0	16
2012 TOTALS: BUDGETED/UNDERWAY							0.00	0.0	0.00	0	0	0.0	0	0
COMPLETED							830,988.00	11.7	97,380.00	151	151	100.0	114	37
							830,988.00	11.7	97,380.00	151	151	100.0	114	37
PGM YEAR	PROJ ID	IDIS ACT ID	ACTIVITY NAME	STATUS	MTX CD	NTL OBJ	Total		CDBG DRAWN AMOUNT	OCCUPIED TOTAL	UNITS L/M	% L/M	CUMULATIVE	
							EST. AMT	% CDBG					OCCUPIED OWNER	UNITS RENTER
2011	7640	227	HACOL LHIP Emergency	COM	14A	LMH	8,705.52	100.0	8,705.52	9	9	100.0	9	0
2011	7640	228	HACOL LHIP	COM	14A	LMH	16,463.00	100.0	16,463.00	3	3	100.0	3	0
2011	7640	229	VOA Handyman Program	COM	14A	LMH	16,000.00	100.0	16,000.00	138	138	100.0	138	0
2011	7641	230	ATV Transitional Housing	COM	14B	LMH	24,920.00	100.0	24,920.00	8	8	100.0	0	8
2011	7641	231	N2N The Willows	COM	14B	LMH	111,468.00	62.2	69,365.00	11	11	100.0	0	11
2011	7641	232	HACOL Willow Park	COM	14B	LMH	7,108.00	91.4	6,500.00	20	20	100.0	0	20
2011 TOTALS: BUDGETED/UNDERWAY							0.00	0.0	0.00	0	0	0.0	0	0
COMPLETED							184,664.52	76.8	141,953.52	189	189	100.0	150	39
							184,664.52	76.8	141,953.52	189	189	100.0	150	39
PGM YEAR	PROJ ID	IDIS ACT ID	ACTIVITY NAME	STATUS	MTX CD	NTL OBJ	Total		CDBG DRAWN AMOUNT	OCCUPIED TOTAL	UNITS L/M	% L/M	CUMULATIVE	
							EST. AMT	% CDBG					OCCUPIED OWNER	UNITS RENTER

2010	3750	209	TLC Rehab	COM	14B	LMH	16,810.00	100.0	16,810.00	2	2	100.0	0	2
2010	3750	213	Silverleaf fire alarm system upgrade	COM	14B	LMH	17,997.00	100.0	17,997.00	72	72	100.0	0	72
2010	3753	211	Larimer Home Improvement Program	COM	14A	LMH	37,292.02	100.0	37,292.02	2	2	100.0	2	0
2010	3753	214	VOA Handyman Program	COM	14A	LMH	39,416.00	55.8	22,000.00	122	122	100.0	122	0
2010 TOTALS: BUDGETED/UNDERWAY							0.00	0.0	0.00	0	0	0.0	0	0
COMPLETED							111,515.02	84.3	94,099.02	198	198	100.0	124	74
							111,515.02	84.3	94,099.02	198	198	100.0	124	74

PGM YEAR	PROJ ID	IDIS ACT ID	ACTIVITY NAME	STATUS	MTX CD	NTL OBJ	Total		CDBG DRAWN AMOUNT	OCCUPIED TOTAL	UNITS L/M	% L/M	CUMULATIVE	
							EST. AMT	% CDBG					OCCUPIED OWNER	UNITS RENTER
2009	2951	194	ATV-ARRA	COM	14F	LMH	10,000.00	0.0	0.00	4	4	100.0	0	4
2009	3521	195	Maple Terrace Furnace Replacement ARRA	COM	14B	LMH	0.00		0.00	40	40	100.0	0	40
2009	3581	189	WILLOWS REHAB	COM	14B	LMH	54,288.00	66.3	35,988.00	36	36	100.0	0	36
2009	3581	197	ATV Plumbing Repair	COM	14B	LMH	39,637.00	100.0	39,637.00	4	4	100.0	0	4
2009	3581	200	The Meadows Roof Repair	COM	14B	LMH	26,412.00	100.0	26,412.00	60	60	100.0	0	60
2009	3583	201	LHIP	COM	14A	LMH	7,707.98	100.0	7,707.98	13	13	100.0	13	0
2009	3583	202	VOA Handyman	COM	14A	LMH	8,000.00	100.0	8,000.00	80	80	100.0	80	0
2009 TOTALS: BUDGETED/UNDERWAY							0.00	0.0	0.00	0	0	0.0	0	0
COMPLETED							146,044.98	80.6	117,744.98	237	237	100.0	93	144
							146,044.98	80.6	117,744.98	237	237	100.0	93	144

PGM YEAR	PROJ ID	IDIS ACT ID	ACTIVITY NAME	STATUS	MTX CD	NTL OBJ	Total		CDBG DRAWN AMOUNT	OCCUPIED TOTAL	UNITS L/M	% L/M	CUMULATIVE	
							EST. AMT	% CDBG					OCCUPIED OWNER	UNITS RENTER
2008	0003	185	CORNERSTONE	COM	14B	LMH	158,692.00	43.6	69,120.00	32	32	100.0	0	32
2008	0008	193	VOA HANDYMAN PROGRAM	COM	14A	LMH	42,624.00	18.3	7,800.00	45	42	93.3	45	0

2008	TOTALS: BUDGETED/UNDERWAY	0.00	0.0	0.00	0	0	0.0	0	0
	COMPLETED	201,316.00	38.2	76,920.00	77	74	96.1	45	32
		201,316.00	38.2	76,920.00	77	74	96.1	45	32

PGM YEAR	PROJ ID	IDIS ACT ID	ACTIVITY NAME	STATUS	MTX CD	NTL OBJ	Total		CDBG DRAWN AMOUNT	OCCUPIED TOTAL	UNITS L/M	% L/M	CUMULATIVE	
							EST. AMT	% CDBG					OCCUPIED OWNER	UNITS RENTER
2006	0005	179	N2N REHAB	COM	14B	LMH	62,498.00	41.8	26,145.00	18	18	100.0	0	18
2006	0007	180	LINCOLN HOTEL APTS	COM	14B	LMH	669,250.00	3.7	24,739.00	34	34	100.0	0	34
2006	TOTALS: BUDGETED/UNDERWAY						0.00	0.0	0.00	0	0	0.0	0	0
				COMPLETED			731,748.00	6.9	50,884.00	52	52	100.0	0	52
							731,748.00	6.9	50,884.00	52	52	100.0	0	52

PGM YEAR	PROJ ID	IDIS ACT ID	ACTIVITY NAME	STATUS	MTX CD	NTL OBJ	Total		CDBG DRAWN AMOUNT	OCCUPIED TOTAL	UNITS L/M	% L/M	CUMULATIVE	
							EST. AMT	% CDBG					OCCUPIED OWNER	UNITS RENTER
2005	0002	168	LAHIP	COM	14B	LMH	305,000.00	1.6	5,000.00	4	4	100.0	4	0
2005	0006	172	N2N RENTAL HOUSING REHAB	COM	14B	LMH	51,000.00	100.0	51,000.00	11	11	100.0	0	11
2005	0008	174	LINCOLN HOTEL REHABILITATION	COM	14B	LMH	63,840.00	37.3	23,840.00	6	6	100.0	0	3
2005	TOTALS: BUDGETED/UNDERWAY						0.00	0.0	0.00	0	0	0.0	0	0
				COMPLETED			419,840.00	19.0	79,840.00	21	21	100.0	4	14
							419,840.00	19.0	79,840.00	21	21	100.0	4	14

PGM YEAR	PROJ ID	IDIS ACT ID	ACTIVITY NAME	STATUS	MTX CD	NTL OBJ	Total		CDBG DRAWN AMOUNT	OCCUPIED TOTAL	UNITS L/M	% L/M	CUMULATIVE	
							EST. AMT	% CDBG					OCCUPIED OWNER	UNITS RENTER
2004	0001	158	LINCOLN HOTEL REHABILITATION	COM	14B	LMH	114,674.00	78.5	90,000.00	7	7	100.0	0	7

U.S. Department of Housing and Urban Development
Office of Community Planning and Development
Integrated Disbursement and Information System
CDBG Housing Activities
LOVELAND, CO

2004	0007	164	HANDYMAN	COM	14A	LMH	3,500.00	100.0	3,500.00	51	51	100.0	0	51
2004 TOTALS: BUDGETED/UNDERWAY							0.00	0.0	0.00	0	0	0.0	0	0
COMPLETED							118,174.00	79.1	93,500.00	58	58	100.0	0	58
							118,174.00	79.1	93,500.00	58	58	100.0	0	58

PGM YEAR	PROJ ID	IDIS ACT ID	ACTIVITY NAME	STATUS	MTX CD	NTL OBJ	Total		CDBG DRAWN AMOUNT	OCCUPIED TOTAL	UNITS L/M	% L/M	CUMULATIVE	
							EST. AMT	% CDBG					OCCUPIED OWNER	UNITS RENTER
2003	0006	150	LEAD BASED PAINT ASSESSMENTS	COM	14I	LMH	1,048.25	100.0	1,048.25	4	4	100.0	4	0
2003	0007	153	WILLOW PLACE STAIR REPAIR	COM	14B	LMH	51,403.00	100.0	51,403.00	21	21	100.0	0	21
2003	0012	151	LINCOLN HOTEL REHABILITATION	COM	14B	LMH	65,000.00	100.0	65,000.00	5	5	100.0	0	5
2003 TOTALS: BUDGETED/UNDERWAY							0.00	0.0	0.00	0	0	0.0	0	0
COMPLETED							117,451.25	100.0	117,451.25	30	30	100.0	4	26
							117,451.25	100.0	117,451.25	30	30	100.0	4	26

PGM YEAR	PROJ ID	IDIS ACT ID	ACTIVITY NAME	STATUS	MTX CD	NTL OBJ	Total		CDBG DRAWN AMOUNT	OCCUPIED TOTAL	UNITS L/M	% L/M	CUMULATIVE	
							EST. AMT	% CDBG					OCCUPIED OWNER	UNITS RENTER
2002	0001	132	ABR	COM	14A	LMH	14,701.50	100.0	14,701.50	1	1	100.0	0	1
2002	0004	135	CROSSROADS	COM	14B	LMH	8,000.00	100.0	8,000.00	8	8	100.0	0	8
2002	0010	142	NEIGHBOR TO NEIGHBOR REHAB	COM	14B	LMH	80,000.00	100.0	80,000.00	43	43	100.0	0	43
2002	0013	141	LARIMER CENTER FOR MH REHAB	COM	14B	LMH	100,009.00	100.0	100,000.00	7	7	100.0	0	7
2002 TOTALS: BUDGETED/UNDERWAY							0.00	0.0	0.00	0	0	0.0	0	0
COMPLETED							202,710.50	99.9	202,701.50	59	59	100.0	0	59
							202,710.50	99.9	202,701.50	59	59	100.0	0	59

U.S. Department of Housing and Urban Development
Office of Community Planning and Development
Integrated Disbursement and Information System
CDBG Housing Activities
LOVELAND, CO

PGM YEAR	PROJ ID	IDIS ACT ID	ACTIVITY NAME	STATUS	MTX NTL		Total		CDBG DRAWN AMOUNT	OCCUPIED TOTAL	UNITS L/M	% L/M	CUMULATIVE	
					CD	OBJ	EST.	% CDBG					OCCUPIED OWNER	UNITS RENTER
2001	0004	120	LAHOP	COM	14I	LMH	5,000.00	100.0	5,000.00	12	12	100.0	0	12
2001	0005	121	ABR	COM	14B	LMH	14,803.26	100.0	14,803.26	2	2	100.0	0	2
2001	0009	125	MAPLE TERRACE SEWER	COM	14B	LMH	41,103.91	100.0	41,103.91	8	8	100.0	0	8
2001	0012	128	VOA - HANDYMAN	COM	14A	LMH	3,000.00	100.0	3,000.00	123	118	95.9	0	123
2001 TOTALS: BUDGETED/UNDERWAY							0.00	0.0	0.00	0	0	0.0	0	0
COMPLETED							63,907.17	100.0	63,907.17	145	140	96.5	0	145
							63,907.17	100.0	63,907.17	145	140	96.5	0	145

PGM YEAR	PROJ ID	IDIS ACT ID	ACTIVITY NAME	STATUS	MTX NTL		Total		CDBG DRAWN AMOUNT	OCCUPIED TOTAL	UNITS L/M	% L/M	CUMULATIVE	
					CD	OBJ	EST.	% CDBG					OCCUPIED OWNER	UNITS RENTER
2000	0001	104	ABR	COM	14A	LMH	9,615.44	100.0	9,615.44	2	2	100.0	0	2
2000	0010	113	MAPLE TERRACE SEWER REPAIR	COM	14B	LMH	47,000.00	100.0	47,000.00	6	6	100.0	0	6
2000	0013	116	VOA HANDYMAN PROGRAM	COM	14A	LMH	4,000.00	100.0	4,000.00	816	733	89.8	0	816
2000 TOTALS: BUDGETED/UNDERWAY							0.00	0.0	0.00	0	0	0.0	0	0
COMPLETED							60,615.44	100.0	60,615.44	824	741	89.9	0	824
							60,615.44	100.0	60,615.44	824	741	89.9	0	824

PGM YEAR	PROJ ID	IDIS ACT ID	ACTIVITY NAME	STATUS	MTX NTL		Total		CDBG DRAWN AMOUNT	OCCUPIED TOTAL	UNITS L/M	% L/M	CUMULATIVE	
					CD	OBJ	EST.	% CDBG					OCCUPIED OWNER	UNITS RENTER
1999	0002	83	ALTERNATIVES TO VIOLENCE - REHAB	COM	14B	LMH	17,500.00	100.0	17,500.00	4	4	100.0	0	4
1999	0003	82	ARCHITECTURAL BARRIER REMOVAL PROGRAM	COM	14A	LMH	3,000.00	100.0	3,000.00	1	1	100.0	0	1
1999	0004	84	BIG THOMPSON MANOR WINDOW REPLACEMENT	COM	14B	LMH	8,000.00	100.0	8,000.00	57	57	100.0	0	57

1999	0011	93	MAPLE TERRACE REHAB	COM	14B	LMH	40,500.00	100.0	40,500.00	130	130	100.0	0	130
1999	0014	97	HANDYMAN PROGRAM	COM	14A	LMH	150.00	100.0	150.00	197	197	100.0	0	197
1999 TOTALS: BUDGETED/UNDERWAY							0.00	0.0	0.00	0	0	0.0	0	0
COMPLETED							69,150.00	100.0	69,150.00	389	389	100.0	0	389
							69,150.00	100.0	69,150.00	389	389	100.0	0	389

PGM YEAR	PROJ ID	IDIS ACT ID	ACTIVITY NAME	STATUS	MTX CD	NTL OBJ	Total		CDBG DRAWN AMOUNT	OCCUPIED TOTAL	UNITS L/M	% L/M	CUMULATIVE	
							EST. AMT	% CDBG					OCCUPIED OWNER	UNITS RENTER
1998	0002	66	ALTERNATIVES TO VIOLENCE - TLC REHAB	COM	14B	LMH	41,000.00	100.0	41,000.00	5	5	100.0	0	5
1998	0005	69	ARCHITECTURAL BARRIER REMOVAL PROGRAM	COM	14A	LMH	9,000.00	100.0	9,000.00	3	3	100.0	0	3
1998	0012	76	RSVP - HANDYMAN PROGRAM	COM	14A	LMH	6,000.00	100.0	6,000.00	35	35	100.0	0	35
1998	0015	100	RSVP HANDYMAN PROGRAM - PI	COM	14B	LMH	1,979.55	100.0	1,979.55	15	15	100.0	0	15
1998 TOTALS: BUDGETED/UNDERWAY							0.00	0.0	0.00	0	0	0.0	0	0
COMPLETED							57,979.55	100.0	57,979.55	58	58	100.0	0	58
							57,979.55	100.0	57,979.55	58	58	100.0	0	58

PGM YEAR	PROJ ID	IDIS ACT ID	ACTIVITY NAME	STATUS	MTX CD	NTL OBJ	Total		CDBG DRAWN AMOUNT	OCCUPIED TOTAL	UNITS L/M	% L/M	CUMULATIVE	
							EST. AMT	% CDBG					OCCUPIED OWNER	UNITS RENTER
1997	0004	50	BIG THOMPSON MANOR ELEVATOR UPGRADE	COM	14B	LMH	27,103.00	100.0	27,103.00	58	58	100.0	0	58
1997	0005	51	ALTERNATIVES TO VIOLENCE	COM	14B	LMH	30,750.00	100.0	30,750.00	5	5	100.0	0	5
1997	0006	52	RETIRED AND SENIOR VOLUNTEER PROGRAM	COM	14A	LMH	6,278.26	100.0	6,278.26	35	35	100.0	0	35
1997	0007	53	DRS - ABR PROGRAM	COM	14B	LMH	12,500.00	100.0	12,500.00	3	3	100.0	0	3
1997 TOTALS: BUDGETED/UNDERWAY							0.00	0.0	0.00	0	0	0.0	0	0
COMPLETED							76,631.26	100.0	76,631.26	101	101	100.0	0	101

U.S. Department of Housing and Urban Development
Office of Community Planning and Development
Integrated Disbursement and Information System
CDBG Housing Activities
LOVELAND, CO

													76,631.26	100.0	76,631.26	101	101	100.0	0	101
PGM YEAR	PROJ ID	IDIS ACT ID	ACTIVITY NAME	STATUS	MTX CD	NTL OBJ	Total		CDBG DRAWN AMOUNT	OCCUPIED TOTAL	UNITS L/M	% L/M	CUMULATIVE							
							EST. AMT	% CDBG					OCCUPIED OWNER	UNITS RENTER						
1996	0004	30	R&SVP HANDYMAN PROGRAM	COM	14A	LMH	5,000.00	100.0	5,000.00	82	82	100.0	0	82						
1996	0005	31	DISABLED RESOURCE SERVICES - ABR PROGRAM	COM	14A	LMH	10,400.00	100.0	10,400.00	2	2	100.0	0	2						
1996 TOTALS: BUDGETED/UNDERWAY							0.00	0.0	0.00	0	0	0.0	0	0						
COMPLETED							15,400.00	100.0	15,400.00	84	84	100.0	0	84						
							15,400.00	100.0	15,400.00	84	84	100.0	0	84						
PGM YEAR	PROJ ID	IDIS ACT ID	ACTIVITY NAME	STATUS	MTX CD	NTL OBJ	Total		CDBG DRAWN AMOUNT	OCCUPIED TOTAL	UNITS L/M	% L/M	CUMULATIVE							
							EST. AMT	% CDBG					OCCUPIED OWNER	UNITS RENTER						
1994	0002	5	HABITAT FOR HUMANITY	COM	12	LMH	18,442.94	100.0	18,442.94	1	1	100.0	0	1						
1994 TOTALS: BUDGETED/UNDERWAY							0.00	0.0	0.00	0	0	0.0	0	0						
COMPLETED							18,442.94	100.0	18,442.94	1	1	100.0	0	1						
							18,442.94	100.0	18,442.94	1	1	100.0	0	1						



U.S. Department of Housing and Urban Development
Office of Community Planning and Development
Integrated Disbursement and Information System
CDBG Activity Summary Report (GPR) for Program Year 2014
LOVELAND

Date: 16-Dec-2015
Time: 16:07
Page: 1

PGM Year:	2010								
Project:	0001 - Facility Construction								
IDIS Activity:	181 - ATV SAFEHOUSE								
Status:	Open	Objective:	Create suitable living environments						
Location:	SUPPRESSED LOVELAND, CO 80538	Outcome:	Availability/accessibility						
		Matrix Code:	Acquisition of Real Property (01)				National Objective:	LMC	

Initial Funding Date: 02/02/2007

Description:

PURCHASE OF PROPERTY TO BE USED AS A SAFEHOUSE FOR DOMESTIC VIOLENCE

Financing

	Fund Type	Grant Year	Grant	Funded Amount	Drawn In Program Year	Drawn Thru Program Year
CDBG	EN	Pre-2015		\$138,000.00	\$0.00	\$0.00
		2008	B08MC080012		\$0.00	\$138,000.00
Total	Total			\$138,000.00	\$0.00	\$138,000.00

Proposed Accomplishments

Public Facilities : 1

Actual Accomplishments

Number assisted:

	Owner		Renter		Total		Person	
	Total	Hispanic	Total	Hispanic	Total	Hispanic	Total	Hispanic
White:	0	0	0	0	0	0		0
Black/African American:	0	0	0	0	0	0	0	0
Asian:	0	0	0	0	0	0	0	0
American Indian/Alaskan Native:	0	0	0	0	0	0	0	0
Native Hawaiian/Other Pacific Islander:	0	0	0	0	0	0	0	0
American Indian/Alaskan Native & White:	0	0	0	0	0	0	0	0
Asian White:	0	0	0	0	0	0	0	0
Black/African American & White:	0	0	0	0	0	0	0	0
American Indian/Alaskan Native & Black/African American:	0	0	0	0	0	0	0	0
Other multi-racial:	0	0	0	0	0	0	0	0
Asian/Pacific Islander:	0	0	0	0	0	0	0	0
Hispanic:	0	0	0	0	0	0	0	0
Total:	0	0	0	0	0	0	0	0
Female-headed Households:	0		0		0			



U.S. Department of Housing and Urban Development
Office of Community Planning and Development
Integrated Disbursement and Information System
CDBG Activity Summary Report (GPR) for Program Year 2014
LOVELAND

Date: 16-Dec-2015
Time: 16:07
Page: 2

Income Category:

	Owner	Renter	Total	Person
Extremely Low	0	0	0	0
Low Mod	0	0	0	0
Moderate	0	0	0	0
Non Low Moderate	0	0	0	0
Total	0	0	0	0
Percent Low/Mod				

Annual Accomplishments

Years	Accomplishment Narrative	# Benefitting
2006	CONTRACT EXECUTION IS STILL PENDING.	
2007	PROPERTY UNDER REVIEW BY CITY TO DETERMINE PROPER ZONING FOR SAFE HOUSE.	
2008	While this phase of the safe shelter took much longer than anticipated with a special review process and a lot merger, it was also a major achievement that provides a strong foundation toward completing the shelter. Economic conditions also reduced the cost of the land, which allowed ATV to pay for some of the professional fees for the building phase of the project.	
2009	Alternatives to Violence's Safehouse has not been constructed yet, ATV have received additional CDBG funding to continue the project.	
	1st Quarter 2010: The Safehouse Committee members finalized the architect's release of his electronic CAD files to be submitted to the Habitat for Humanity Architectural Review Committee prior to submittal to the City of Loveland for review.	
	The Safehouse engineers are beginning to put their final plans together with the general contractor.	
	We have been working diligently to reach our \$50,000 match grant from Kroh Charitable Trust, primarily from community members in order to spread the word throughout Loveland of the project. By the end of December, we were just \$4,000 short. Raising money for the project has been an on-going challenge. The last quarter of 2010 renewed our hope that the community will support this project through donations.	
2010	1st Quarter: The Safehouse Committee members finalized the architect's release of his electronic CAD files to be submitted to the Habitat for Humanity Architectural Review Committee prior to submittal to the City of Loveland for review.	
	The Safehouse engineers are beginning to put their final plans together with the general contractor.	
	We have been working diligently to reach our \$50,000 match grant from Kroh Charitable Trust, primarily from community members in order to spread the word throughout Loveland of the project. By the end of December, we were just \$4,000 short. Raising money for the project has been an on-going challenge. The last quarter of 2010 renewed our hope that the community will support this project through donations.	
	2nd Quarter: The Safehouse project has really taken a strong direction. Mike Weinland has met with the Architect Jeff Krueger and the designs are ready for the engineers and they are working on the final spec designs for the City of Loveland permit process. The last of several meetings for the final MOU between ATV and H4H are being completed this week. The Safehouse Committee is meeting regularly and talking specifics and Mr. Greg Muhonen is co-chair with Vicky Pitmon. Leadership Loveland will be taking off with a strong marketing and PR direction starting April 12, 2011.	



U.S. Department of Housing and Urban Development
Office of Community Planning and Development
Integrated Disbursement and Information System
CDBG Activity Summary Report (GPR) for Program Year 2014
LOVELAND

Date: 16-Dec-2015

Time: 16:07

Page: 3

PGM Year: 2010
Project: 0001 - Facility Construction
IDIS Activity: 207 - Safeplace Construction

Status: Open
Location: Address Suppressed

Objective: Provide decent affordable housing
Outcome: Availability/accessibility
Matrix Code: Public Facilities and Improvement
(General) (03)

National Objective: LMC

Initial Funding Date: 06/25/2010

Description:

Construction of new facility to provide shelter to victims of domestic violence.

Financing

	Fund Type	Grant Year	Grant	Funded Amount	Drawn In Program Year	Drawn Thru Program Year
CDBG	EN	Pre-2015		\$71,393.00	\$0.00	\$0.00
		2010	B10MC080012		\$0.00	\$71,393.00
Total	Total			\$71,393.00	\$0.00	\$71,393.00

Proposed Accomplishments

Public Facilities : 1

Actual Accomplishments

Number assisted:

	Owner		Renter		Total		Person	
	Total	Hispanic	Total	Hispanic	Total	Hispanic	Total	Hispanic
White:	0	0	0	0	0	0		0
Black/African American:	0	0	0	0	0	0	0	0
Asian:	0	0	0	0	0	0	0	0
American Indian/Alaskan Native:	0	0	0	0	0	0	0	0
Native Hawaiian/Other Pacific Islander:	0	0	0	0	0	0	0	0
American Indian/Alaskan Native & White:	0	0	0	0	0	0	0	0
Asian White:	0	0	0	0	0	0	0	0
Black/African American & White:	0	0	0	0	0	0	0	0
American Indian/Alaskan Native & Black/African American:	0	0	0	0	0	0	0	0
Other multi-racial:	0	0	0	0	0	0	0	0
Asian/Pacific Islander:	0	0	0	0	0	0	0	0
Hispanic:	0	0	0	0	0	0	0	0
Total:	0	0	0	0	0	0	0	0

Female-headed Households:

0 0 0



U.S. Department of Housing and Urban Development
Office of Community Planning and Development
Integrated Disbursement and Information System
CDBG Activity Summary Report (GPR) for Program Year 2014
LOVELAND

Date: 16-Dec-2015
Time: 16:07
Page: 4

Income Category:

	Owner	Renter	Total	Person
Extremely Low	0	0	0	0
Low Mod	0	0	0	0
Moderate	0	0	0	0
Non Low Moderate	0	0	0	0
Total	0	0	0	0
Percent Low/Mod				

Annual Accomplishments

Years	Accomplishment Narrative	# Benefitting
2010	<p>1st Quarter: The Safehouse Committee members finalized the architect's release of his electronic CAD files to be submitted to the Habitat for Humanity Architectural Review Committee prior to submittal to the City of Loveland for review.</p> <p>The Safehouse engineers are beginning to put their final plans together with the general contractor.</p> <p>We have been working diligently to reach our \$50,000 match grant from Kroh Charitable Trust, primarily from community members in order to spread the word throughout Loveland of the project. By the end of December, we were just \$4,000 short. Raising money for the project has been an on-going challenge. The last quarter of 2010 renewed our hope that the community will support this project through donations.</p> <p>3rd Quarter: The date for ground-breaking originally set for April 15, 2012 moved up to February 2012 in preparation for a blitz build by skilled workers who travel throughout the United States to build Habitat for Humanity homes and, in this case, the Safehouse.</p>	



U.S. Department of Housing and Urban Development
Office of Community Planning and Development
Integrated Disbursement and Information System
CDBG Activity Summary Report (GPR) for Program Year 2014
LOVELAND

Date: 16-Dec-2015
Time: 16:07
Page: 5

PGM Year:	2010					
Project:	0003 - Property Acquisition					
IDIS Activity:	219 - Habitat for Humanity					
Status:	Open	Objective:	Provide decent affordable housing			
Location:	374 Primrose Dr Loveland, CO 80537-6783	Outcome:	Affordability			
		Matrix Code:	Acquisition of Real Property (01)	National Objective:	LMH	

Initial Funding Date: 10/04/2011

Description:

purchase property for construction of new affordable single family units.

Financing

	Fund Type	Grant Year	Grant	Funded Amount	Drawn In Program Year	Drawn Thru Program Year
CDBG	EN	Pre-2015		\$29,193.00	\$0.00	\$0.00
		2010	B10MC080012		\$0.00	\$29,193.00
Total	Total			\$29,193.00	\$0.00	\$29,193.00

Proposed Accomplishments

Housing Units : 2

Actual Accomplishments

Number assisted:

	Owner		Renter		Total		Person	
	Total	Hispanic	Total	Hispanic	Total	Hispanic	Total	Hispanic
White:	0	0	0	0	0	0		0
Black/African American:	0	0	0	0	0	0	0	0
Asian:	0	0	0	0	0	0	0	0
American Indian/Alaskan Native:	0	0	0	0	0	0	0	0
Native Hawaiian/Other Pacific Islander:	0	0	0	0	0	0	0	0
American Indian/Alaskan Native & White:	0	0	0	0	0	0	0	0
Asian White:	0	0	0	0	0	0	0	0
Black/African American & White:	0	0	0	0	0	0	0	0
American Indian/Alaskan Native & Black/African American:	0	0	0	0	0	0	0	0
Other multi-racial:	0	0	0	0	0	0	0	0
Asian/Pacific Islander:	0	0	0	0	0	0	0	0
Hispanic:	0	0	0	0	0	0	0	0
Total:	0	0	0	0	0	0	0	0
Female-headed Households:	0		0		0			



U.S. Department of Housing and Urban Development
Office of Community Planning and Development
Integrated Disbursement and Information System
CDBG Activity Summary Report (GPR) for Program Year 2014
LOVELAND

Date: 16-Dec-2015
Time: 16:07
Page: 6

Income Category:

	Owner	Renter	Total	Person
Extremely Low	0	0	0	0
Low Mod	0	0	0	0
Moderate	0	0	0	0
Non Low Moderate	0	0	0	0
Total	0	0	0	0
Percent Low/Mod				

Annual Accomplishments

Years	Accomplishment Narrative	# Benefitting
2011	Loveland Habitat for Humanity placed \$30,000 in earnest money on the purchase of 21 residential lots in Sierra Valley Subdivision for the purpose of building housing for low income Loveland residents. Habitat for Humanity is expecting to start building as soon as possible in 2014. These lots will be used for larger families.	



U.S. Department of Housing and Urban Development
Office of Community Planning and Development
Integrated Disbursement and Information System
CDBG Activity Summary Report (GPR) for Program Year 2014
LOVELAND

Date: 16-Dec-2015
Time: 16:07
Page: 7

PGM Year: 2011
Project: 0002 - Public Facilities
IDIS Activity: 221 - ATV Safehouse

Status: Open
Location: 313 E 4th St Loveland, CO 80537-5603

Objective: Provide decent affordable housing
Outcome: Availability/accessibility
Matrix Code: Public Facilities and Improvement
(General) (03)

National Objective: LMC

Initial Funding Date: 11/22/2011

Description:

Safehouse for victims of domestic violence.

Financing

	Fund Type	Grant Year	Grant	Funded Amount	Drawn In Program Year	Drawn Thru Program Year
CDBG	EN	Pre-2015		\$5,103.33	\$0.00	\$0.00
		2010	B10MC080012		\$0.00	\$1,369.67
		2011	B11MC080012		\$0.00	\$3,733.66
Total	Total			\$5,103.33	\$0.00	\$5,103.33

Proposed Accomplishments

Public Facilities : 1

Actual Accomplishments

Number assisted:

	Owner		Renter		Total		Person	
	Total	Hispanic	Total	Hispanic	Total	Hispanic	Total	Hispanic
White:	0	0	0	0	0	0		0
Black/African American:	0	0	0	0	0	0	0	0
Asian:	0	0	0	0	0	0	0	0
American Indian/Alaskan Native:	0	0	0	0	0	0	0	0
Native Hawaiian/Other Pacific Islander:	0	0	0	0	0	0	0	0
American Indian/Alaskan Native & White:	0	0	0	0	0	0	0	0
Asian White:	0	0	0	0	0	0	0	0
Black/African American & White:	0	0	0	0	0	0	0	0
American Indian/Alaskan Native & Black/African American:	0	0	0	0	0	0	0	0
Other multi-racial:	0	0	0	0	0	0	0	0
Asian/Pacific Islander:	0	0	0	0	0	0	0	0
Hispanic:	0	0	0	0	0	0	0	0
Total:	0	0	0	0	0	0	0	0



U.S. Department of Housing and Urban Development
Office of Community Planning and Development
Integrated Disbursement and Information System
CDBG Activity Summary Report (GPR) for Program Year 2014
LOVELAND

Date: 16-Dec-2015
Time: 16:07
Page: 8

Female-headed Households: 0 0 0

Income Category:

	Owner	Renter	Total	Person
Extremely Low	0	0	0	0
Low Mod	0	0	0	0
Moderate	0	0	0	0
Non Low Moderate	0	0	0	0
Total	0	0	0	0

Percent Low/Mod

Annual Accomplishments

Years	Accomplishment Narrative	# Benefitting
2011	<p>1st Quarter - The Safe House Shelter project continues. Weinland Homes paid the Electric Engineering Deposit and Mr. Weinland's expertise in construction management continues on behalf of this project. The Safehouse Committee met and though they may revise the project for earlier completion, the project moves forward.</p> <p>2nd Quarter - One of the Alternatives to Violence volunteer Victim Advocates offered to convene a meeting of community stakeholders. The first meeting was held in March and the stakeholders committed to the Safehouse in Loveland for victims of domestic violence and sexual assault. They established three committees and identified chairpersons for two of them - Building Committee and the Special Events Committee. At the second meeting scheduled for April, stakeholders will identify the committees on which they choose to volunteer.</p> <p>3rd Quarter - There was no spend down during the 2nd & 3rd quarter. ATV returned the unused portion, \$54,896.67. Stakeholders in the mission of ATV are meeting monthly and have established three committees.</p>	



U.S. Department of Housing and Urban Development
Office of Community Planning and Development
Integrated Disbursement and Information System
CDBG Activity Summary Report (GPR) for Program Year 2014
LOVELAND

Date: 16-Dec-2015
Time: 16:07
Page: 9

PGM Year:	2012				
Project:	0003 - Rehab: Single Unit Residential				
IDIS Activity:	240 - HACOL LHIP Emergency				
Status:	Completed 11/24/2014 12:00:00 AM	Objective:	Provide decent affordable housing		
Location:	911 W 5th St Loveland, CO 80537-5321	Outcome:	Sustainability		
		Matrix Code:	Rehab; Single-Unit Residential (14A)	National Objective:	LMH

Initial Funding Date: 11/29/2012

Description:

Rehabilitate owneroccupied homes of households with income below 80% AML.

Financing

	Fund Type	Grant Year	Grant	Funded Amount	Drawn In Program Year	Drawn Thru Program Year
CDBG	EN	Pre-2015		\$20,000.00	\$0.00	\$0.00
		2012	B12MC080012		\$0.00	\$18,990.15
		2013	B13MC080012		\$0.00	\$1,009.85
Total	Total			\$20,000.00	\$0.00	\$20,000.00

Proposed Accomplishments

Housing Units : 20

Actual Accomplishments

Number assisted:

	Owner		Renter		Total		Person	
	Total	Hispanic	Total	Hispanic	Total	Hispanic	Total	Hispanic
White:	22	6	0	0	22	6	0	0
Black/African American:	1	0	0	0	1	0	0	0
Asian:	0	0	0	0	0	0	0	0
American Indian/Alaskan Native:	0	0	0	0	0	0	0	0
Native Hawaiian/Other Pacific Islander:	0	0	0	0	0	0	0	0
American Indian/Alaskan Native & White:	0	0	0	0	0	0	0	0
Asian White:	0	0	0	0	0	0	0	0
Black/African American & White:	0	0	0	0	0	0	0	0
American Indian/Alaskan Native & Black/African American:	0	0	0	0	0	0	0	0
Other multi-racial:	0	0	0	0	0	0	0	0
Asian/Pacific Islander:	0	0	0	0	0	0	0	0
Hispanic:	0	0	0	0	0	0	0	0
Total:	23	6	0	0	23	6	0	0



U.S. Department of Housing and Urban Development
Office of Community Planning and Development
Integrated Disbursement and Information System
CDBG Activity Summary Report (GPR) for Program Year 2014
LOVELAND

Date: 16-Dec-2015
Time: 16:07
Page: 10

Female-headed Households: 19 0 19

Income Category:

	Owner	Renter	Total	Person
Extremely Low	10	0	10	0
Low Mod	13	0	13	0
Moderate	0	0	0	0
Non Low Moderate	0	0	0	0
Total	23	0	23	0
Percent Low/Mod	100.0%		100.0%	

Annual Accomplishments

Years	Accomplishment Narrative	# Benefitting
2012	1st Quarter - Executed contract, 7 emergency grants. 2nd Quarter - 4 emergency grants. 3rd Quarter - 4 emergency grants. 4th Quarter - 6 emergency grants. Grant balance of \$1,009.85 carried over to 2013-14, accomplishment included in 2013 narrative. 1st Quarter 2013/2014 - \$1,000 for 1 emergency grant, \$9.85 toward another that is also reported under IDIS 252. 23 total for grant.	



U.S. Department of Housing and Urban Development
Office of Community Planning and Development
Integrated Disbursement and Information System
CDBG Activity Summary Report (GPR) for Program Year 2014
LOVELAND

Date: 16-Dec-2015
Time: 16:07
Page: 11

PGM Year:	2012					
Project:	0005 - Acquisition of Real Property					
IDIS Activity:	247 - HFH Property					
Status:	Open	Objective:	Provide decent affordable housing			
Location:	1154 2nd St SE Loveland, CO 80537-6505	Outcome:	Affordability			
		Matrix Code:	Acquisition of Real Property (01)	National Objective:	LMH	

Initial Funding Date: 09/19/2013

Description:

Purchase of three lots on which to build four homes each for a total of 12 units of housing.

Financing

	Fund Type	Grant Year	Grant	Funded Amount	Drawn In Program Year	Drawn Thru Program Year
CDBG	EN	Pre-2015		\$57,770.15	\$0.00	\$0.00
		2012	B12MC080012		\$0.00	\$57,770.15
Total	Total			\$57,770.15	\$0.00	\$57,770.15

Proposed Accomplishments

Housing Units : 3

Actual Accomplishments

Number assisted:

	Owner		Renter		Total		Person	
	Total	Hispanic	Total	Hispanic	Total	Hispanic	Total	Hispanic
White:	0	0	0	0	0	0		0
Black/African American:	0	0	0	0	0	0	0	0
Asian:	0	0	0	0	0	0	0	0
American Indian/Alaskan Native:	0	0	0	0	0	0	0	0
Native Hawaiian/Other Pacific Islander:	0	0	0	0	0	0	0	0
American Indian/Alaskan Native & White:	0	0	0	0	0	0	0	0
Asian White:	0	0	0	0	0	0	0	0
Black/African American & White:	0	0	0	0	0	0	0	0
American Indian/Alaskan Native & Black/African American:	0	0	0	0	0	0	0	0
Other multi-racial:	0	0	0	0	0	0	0	0
Asian/Pacific Islander:	0	0	0	0	0	0	0	0
Hispanic:	0	0	0	0	0	0	0	0
Total:	0	0	0	0	0	0	0	0
Female-headed Households:	0		0		0			



U.S. Department of Housing and Urban Development
Office of Community Planning and Development
Integrated Disbursement and Information System
CDBG Activity Summary Report (GPR) for Program Year 2014
LOVELAND

Date: 16-Dec-2015
Time: 16:07
Page: 12

Income Category:

	Owner	Renter	Total	Person
Extremely Low	0	0	0	0
Low Mod	0	0	0	0
Moderate	0	0	0	0
Non Low Moderate	0	0	0	0
Total	0	0	0	0
Percent Low/Mod				

Annual Accomplishments

Years	Accomplishment Narrative	# Benefitting
2013	Three quad lots in the Sierra Valley subdivision were purchased. These lots will be used for smaller families and building is expected to begin some time in 2014.	



U.S. Department of Housing and Urban Development
Office of Community Planning and Development
Integrated Disbursement and Information System
CDBG Activity Summary Report (GPR) for Program Year 2014
LOVELAND

Date: 16-Dec-2015

Time: 16:07

Page: 13

PGM Year: 2013
Project: 0006 - Program Administration
IDIS Activity: 248 - Program Administration

Status: Completed 11/5/2014 12:00:00 AM
Location: ,

Objective:
Outcome:
Matrix Code: General Program Administration (21A) **National Objective:**

Initial Funding Date: 11/20/2013

Description:

General program administration

Financing

	Fund Type	Grant Year	Grant	Funded Amount	Drawn In Program Year	Drawn Thru Program Year
CDBG	EN	Pre-2015		\$58,339.00	\$0.00	\$0.00
		2012	B12MC080012		\$0.00	\$37,136.97
		2013	B13MC080012		\$0.00	\$21,202.03
Total	Total			\$58,339.00	\$0.00	\$58,339.00

Proposed Accomplishments

Actual Accomplishments

Number assisted:

	Owner		Renter		Total		Person	
	Total	Hispanic	Total	Hispanic	Total	Hispanic	Total	Hispanic
White:					0	0		
Black/African American:					0	0		
Asian:					0	0		
American Indian/Alaskan Native:					0	0		
Native Hawaiian/Other Pacific Islander:					0	0		
American Indian/Alaskan Native & White:					0	0		
Asian White:					0	0		
Black/African American & White:					0	0		
American Indian/Alaskan Native & Black/African American:					0	0		
Other multi-racial:					0	0		
Asian/Pacific Islander:					0	0		
Hispanic:					0	0		
Total:	0	0	0	0	0	0	0	0

Female-headed Households:

0



U.S. Department of Housing and Urban Development
Office of Community Planning and Development
Integrated Disbursement and Information System
CDBG Activity Summary Report (GPR) for Program Year 2014
LOVELAND

Date: 16-Dec-2015

Time: 16:07

Page: 14

Income Category:

	Owner	Renter	Total	Person
Extremely Low			0	
Low Mod			0	
Moderate			0	
Non Low Moderate			0	
Total	0	0	0	0
Percent Low/Mod				

Annual Accomplishments

No data returned for this view. This might be because the applied filter excludes all data.



U.S. Department of Housing and Urban Development
Office of Community Planning and Development
Integrated Disbursement and Information System
CDBG Activity Summary Report (GPR) for Program Year 2014
LOVELAND

Date: 16-Dec-2015
Time: 16:07
Page: 15

PGM Year: 2013
Project: 0001 - Public Facilities
IDIS Activity: 249 - HNS Public Facility

Status: Completed 8/27/2015 12:00:00 AM
Location: 1511 E 11th St Loveland, CO 80537-5056

Objective: Create suitable living environments
Outcome: Availability/accessibility
Matrix Code: Public Facilities and Improvement (General) (03)

National Objective: LMC

Initial Funding Date: 05/07/2014

Description:

Public facility to house multiple non-profits serving low income families.

Financing

	Fund Type	Grant Year	Grant	Funded Amount	Drawn In Program Year	Drawn Thru Program Year
CDBG	EN	Pre-2015		\$155,240.00	\$0.00	\$0.00
		2013	B13MC080012		\$0.00	\$155,240.00
Total	Total			\$155,240.00	\$0.00	\$155,240.00

Proposed Accomplishments

Public Facilities : 1

Actual Accomplishments

Number assisted:

	Owner		Renter		Total		Person	
	Total	Hispanic	Total	Hispanic	Total	Hispanic	Total	Hispanic
White:	0	0	0	0	0	0	5,936	1,603
Black/African American:	0	0	0	0	0	0	143	0
Asian:	0	0	0	0	0	0	45	0
American Indian/Alaskan Native:	0	0	0	0	0	0	114	0
Native Hawaiian/Other Pacific Islander:	0	0	0	0	0	0	0	0
American Indian/Alaskan Native & White:	0	0	0	0	0	0	0	0
Asian White:	0	0	0	0	0	0	0	0
Black/African American & White:	0	0	0	0	0	0	0	0
American Indian/Alaskan Native & Black/African American:	0	0	0	0	0	0	0	0
Other multi-racial:	0	0	0	0	0	0	357	0
Asian/Pacific Islander:	0	0	0	0	0	0	0	0
Hispanic:	0	0	0	0	0	0	0	0
Total:	0	0	0	0	0	0	6,595	1,603

Female-headed Households:

0 0 0



U.S. Department of Housing and Urban Development
Office of Community Planning and Development
Integrated Disbursement and Information System
CDBG Activity Summary Report (GPR) for Program Year 2014
LOVELAND

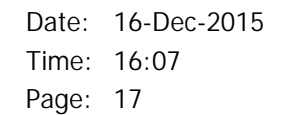
Date: 16-Dec-2015
Time: 16:07
Page: 16

Income Category:

	Owner	Renter	Total	Person
Extremely Low	0	0	0	5,276
Low Mod	0	0	0	1,319
Moderate	0	0	0	0
Non Low Moderate	0	0	0	0
Total	0	0	0	6,595
Percent Low/Mod				100.0%

Annual Accomplishments

Years	Accomplishment Narrative	# Benefitting
2014	<p>The CLC Phase 1 has been completed and we are currently waiting on our Certificate of Occupancy for the phase one construction. The total grant amount has been spent down and the HVAC equipment has been purchased. Phase one tenants including HNS will move into the building the week of July 28th. The Phase one tenants include Center for Adult Learning Loveland, Neighbor to Neighbor, Angel House, and the Long Term Recovery Center of Larimer County will move in with us. In phase two (to be completed in November 2014 the follow agencies will move in: St. Matthews Clinic, Disabled Resource Center, Department of Human Services, Catholic Charities/Senior Outreach, Worklife Partnerships, Life Tree Cafe, Birthline of Loveland, Lutheran Family Services, Volunteer Income Tax Assistance, DHS Family to Family Advocate program, and UW/R2J 0-3 School Readiness program.</p> <p>FINAL REPORT - Phase I agencies moved in and Phase II agencies will move in at the beginning of 2015.</p> <p>The original numbers reported were incorrect due to problems with the HNS database. Number of clients was corrected on 8/25/15 and re-closed.</p>	



Page: 17 of 53



U.S. Department of Housing and Urban Development
Office of Community Planning and Development
Integrated Disbursement and Information System
CDBG Activity Summary Report (GPR) for Program Year 2014
LOVELAND

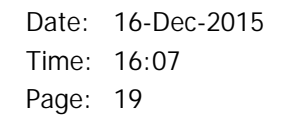
Date: 16-Dec-2015
Time: 16:07
Page: 18

Income Category:

	Owner	Renter	Total	Person
Extremely Low	0	0	0	81
Low Mod	0	0	0	32
Moderate	0	0	0	22
Non Low Moderate	0	0	0	0
Total	0	0	0	135
Percent Low/Mod				100.0%

Annual Accomplishments

Years	Accomplishment Narrative	# Benefitting
2013	<p>1st Qtr - During the last quarter, SAVA completed the purchase of its facility as proposed for this grant project. On December 16, 2013, SAVA closed on the building at 4812 South College Avenue. The organization has reached 58% of the total capital campaign goal and used the majority of the funds raised as a down payment on the property. Prior to purchase, SAVA was paying \$3,000 per month in lease costs on the property. After purchase, the mortgage payment is \$1,389 per month.</p> <p>3rd Qtr - SAVA has reached 73% of the total capital campaign goal and completed ADA modifications required for comprehensive wheelchair access. They served 128 LMI Loveland residents.</p> <p>4th Qtr - SAVA has now reached 85% of the capital campaign goal and has also completed several maintenance projects on the building.</p>	





U.S. Department of Housing and Urban Development
Office of Community Planning and Development
Integrated Disbursement and Information System
CDBG Activity Summary Report (GPR) for Program Year 2014
LOVELAND

Date: 16-Dec-2015
Time: 16:07
Page: 20

Female-headed Households: 0 0 0

Income Category:

	Owner	Renter	Total	Person
Extremely Low	0	0	0	0
Low Mod	2	0	2	0
Moderate	0	0	0	0
Non Low Moderate	0	0	0	0
Total	2	0	2	0
Percent Low/Mod	100.0%		100.0%	

Annual Accomplishments

Years	Accomplishment Narrative	# Benefitting
2013	1st Qtr - contract executed. No loans made. 2nd Qtr - no loans made. 3rd Qtr - no loans made. 4th Qtr - no loans. 10/7/14 - submitted one loan for drawdown. 4/13/15 - submitted final loan for drawdown.	



U.S. Department of Housing and Urban Development
Office of Community Planning and Development
Integrated Disbursement and Information System
CDBG Activity Summary Report (GPR) for Program Year 2014
LOVELAND

Date: 16-Dec-2015
Time: 16:07
Page: 21

PGM Year: 2013
Project: 0009 - Single Unit Residential Rehab
IDIS Activity: 252 - HACOL LHIP Emergency

Status: Completed 8/13/2015 12:00:00 AM
Location: 420 E 57th St Lot 121 Loveland, CO 80538-1280

Objective: Provide decent affordable housing
Outcome: Affordability
Matrix Code: Rehab; Single-Unit Residential (14A) **National Objective:** LMH

Initial Funding Date: 11/20/2013

Description:

Emergency funding for housing rehabilitation.

Financing

	Fund Type	Grant Year	Grant	Funded Amount	Drawn In Program Year	Drawn Thru Program Year
CDBG	EN	Pre-2015		\$10,000.00	\$0.00	\$0.00
		2012	B12MC080012		\$0.00	\$5,368.14
		2013	B13MC080012		\$0.00	\$2,960.33
		2014	B14MC080012		\$1,671.53	\$1,671.53
Total	Total			\$10,000.00	\$1,671.53	\$10,000.00

Proposed Accomplishments

Housing Units : 10

Actual Accomplishments

Number assisted:

	Owner		Renter		Total		Person	
	Total	Hispanic	Total	Hispanic	Total	Hispanic	Total	Hispanic
White:	11	2	0	0	11	2	0	0
Black/African American:	0	0	0	0	0	0	0	0
Asian:	0	0	0	0	0	0	0	0
American Indian/Alaskan Native:	0	0	0	0	0	0	0	0
Native Hawaiian/Other Pacific Islander:	0	0	0	0	0	0	0	0
American Indian/Alaskan Native & White:	0	0	0	0	0	0	0	0
Asian White:	0	0	0	0	0	0	0	0
Black/African American & White:	0	0	0	0	0	0	0	0
American Indian/Alaskan Native & Black/African American:	0	0	0	0	0	0	0	0
Other multi-racial:	0	0	0	0	0	0	0	0
Asian/Pacific Islander:	0	0	0	0	0	0	0	0
Hispanic:	0	0	0	0	0	0	0	0



U.S. Department of Housing and Urban Development
Office of Community Planning and Development
Integrated Disbursement and Information System
CDBG Activity Summary Report (GPR) for Program Year 2014
LOVELAND

Date: 16-Dec-2015
Time: 16:07
Page: 22

Total:	11	2	0	0	11	2	0	0
---------------	-----------	----------	----------	----------	-----------	----------	----------	----------

Female-headed Households:	10		0		10			
---------------------------	----	--	---	--	----	--	--	--

Income Category:

	Owner	Renter	Total	Person
Extremely Low	5	0	5	0
Low Mod	6	0	6	0
Moderate	0	0	0	0
Non Low Moderate	0	0	0	0
Total	11	0	11	0
Percent Low/Mod	100.0%		100.0%	

Annual Accomplishments

Years	Accomplishment Narrative	# Benefitting
2013	1st Qtr - Provided 3 emergency funds assistance grants. 2nd Qtr - Provided 2 emergency funds assistance grants. 3rd Qtr - No emergency funds assistance grants. 4th Qtr - Provided 1 emergency funds assistance grant. After end of grant year, provided 5 emergency funds assistance grants.	



U.S. Department of Housing and Urban Development
Office of Community Planning and Development
Integrated Disbursement and Information System
CDBG Activity Summary Report (GPR) for Program Year 2014
LOVELAND

Date: 16-Dec-2015
Time: 16:07
Page: 23

PGM Year:	2013					
Project:	0009 - Single Unit Residential Rehab					
IDIS Activity:	253 - VOA Handyman					
Status:	Completed 10/30/2014 12:00:00 AM	Objective:	Provide decent affordable housing			
Location:	909 W 36th St Loveland, CO 80538-2509	Outcome:	Availability/accessibility			
		Matrix Code:	Rehabilitation Administration (14H)	National Objective:	LMH	

Initial Funding Date: 11/20/2013

Description:

Administration of housing rehabilitation program.

Financing

	Fund Type	Grant Year	Grant	Funded Amount	Drawn In Program Year	Drawn Thru Program Year
CDBG	EN	Pre-2015		\$17,300.00	\$0.00	\$0.00
		2012	B12MC080012		\$0.00	\$5,466.02
		2013	B13MC080012		\$0.00	\$11,833.98
Total	Total			\$17,300.00	\$0.00	\$17,300.00

Proposed Accomplishments

Housing Units : 129

Actual Accomplishments

Number assisted:

	Owner		Renter		Total		Person	
	Total	Hispanic	Total	Hispanic	Total	Hispanic	Total	Hispanic
White:	98	0	25	1	123	1	0	0
Black/African American:	0	0	0	0	0	0	0	0
Asian:	0	0	0	0	0	0	0	0
American Indian/Alaskan Native:	0	0	0	0	0	0	0	0
Native Hawaiian/Other Pacific Islander:	0	0	0	0	0	0	0	0
American Indian/Alaskan Native & White:	0	0	0	0	0	0	0	0
Asian White:	0	0	0	0	0	0	0	0
Black/African American & White:	0	0	0	0	0	0	0	0
American Indian/Alaskan Native & Black/African American:	0	0	0	0	0	0	0	0
Other multi-racial:	0	0	0	0	0	0	0	0
Asian/Pacific Islander:	0	0	0	0	0	0	0	0
Hispanic:	0	0	0	0	0	0	0	0
Total:	98	0	25	1	123	1	0	0



U.S. Department of Housing and Urban Development
Office of Community Planning and Development
Integrated Disbursement and Information System
CDBG Activity Summary Report (GPR) for Program Year 2014
LOVELAND

Date: 16-Dec-2015
Time: 16:07
Page: 24

Female-headed Households: 0 0 0

Income Category:

	Owner	Renter	Total	Person
Extremely Low	41	18	59	0
Low Mod	31	6	37	0
Moderate	26	1	27	0
Non Low Moderate	0	0	0	0
Total	98	25	123	0
Percent Low/Mod	100.0%	100.0%	100.0%	

Annual Accomplishments

Years	Accomplishment Narrative	# Benefitting
2013	1st Qtr - During the report period we completed the following home safety improvements: Installed 32 grab bars, Constructed 10 chair risers, Built/repared 7 handrails, Fixed 1 plumbing issue, Repaired 3 staircases, Constructed 8 wheelchair ramps, Addressed 3 other interior safety issues 2ndQ - During the report period we completed the following home safety improvement: Installed 19 grab bars, Constructed 9 chair risers, Built/repared 6 handrails, Fixed 2 plumbing/electrical issues, Repaired 2 staircases, Constructed 1 wheelchair ramp, Addressed 9 other interior/exterior safety issues 3rdQ - During the report period we completed the following home safety improvement: Installed 31 grab bars, Constructed 3 chair risers, Built/repared 9 handrails, Fixed 3 plumbing/electrical issues, Repaired 1 staircase, Constructed 11 wheelchair ramps, Addressed 8 other interior/exterior safety issues 4thQ - During the report period we completed the following home safety improvements: installed 24 grab bars, constructed 4 chair risers, built/repared 6 handrails, fixed 2 plumbing/electrical issues, repaired 4 staircases, constructed 9 wheelchair ramps, and address 9 other interior/exterior safety issues.	



U.S. Department of Housing and Urban Development
Office of Community Planning and Development
Integrated Disbursement and Information System
CDBG Activity Summary Report (GPR) for Program Year 2014
LOVELAND

Date: 16-Dec-2015
Time: 16:07
Page: 25

PGM Year:	2013				
Project:	0005 - Direct Homeownership Assistance				
IDIS Activity:	254 - HACOL LHOP				
Status:	Completed 11/15/2014 12:00:00 AM	Objective:	Provide decent affordable housing		
Location:	375 W 37th St Loveland, CO 80538-2255	Outcome:	Affordability		
		Matrix Code:	Direct Homeownership Assistance (13)	National Objective:	LMH

Initial Funding Date: 11/20/2013

Description:

Downpayment assistance for low/moderate income households.

Financing

	Fund Type	Grant Year	Grant	Funded Amount	Drawn In Program Year	Drawn Thru Program Year
CDBG	EN	Pre-2015		\$5,000.00	\$0.00	\$0.00
		2013	B13MC080012		\$0.00	\$5,000.00
Total	Total			\$5,000.00	\$0.00	\$5,000.00

Proposed Accomplishments

Households (General) : 1

Actual Accomplishments

Number assisted:

	Owner		Renter		Total		Person	
	Total	Hispanic	Total	Hispanic	Total	Hispanic	Total	Hispanic
White:	1	0	0	0	1	0	0	0
Black/African American:	0	0	0	0	0	0	0	0
Asian:	0	0	0	0	0	0	0	0
American Indian/Alaskan Native:	0	0	0	0	0	0	0	0
Native Hawaiian/Other Pacific Islander:	0	0	0	0	0	0	0	0
American Indian/Alaskan Native & White:	0	0	0	0	0	0	0	0
Asian White:	0	0	0	0	0	0	0	0
Black/African American & White:	0	0	0	0	0	0	0	0
American Indian/Alaskan Native & Black/African American:	0	0	0	0	0	0	0	0
Other multi-racial:	0	0	0	0	0	0	0	0
Asian/Pacific Islander:	0	0	0	0	0	0	0	0
Hispanic:	0	0	0	0	0	0	0	0
Total:	1	0	0	0	1	0	0	0
Female-headed Households:	0		0		0			



U.S. Department of Housing and Urban Development
Office of Community Planning and Development
Integrated Disbursement and Information System
CDBG Activity Summary Report (GPR) for Program Year 2014
LOVELAND

Date: 16-Dec-2015
Time: 16:07
Page: 26

Income Category:

	Owner	Renter	Total	Person
Extremely Low	0	0	0	0
Low Mod	0	0	0	0
Moderate	1	0	1	0
Non Low Moderate	0	0	0	0
Total	1	0	1	0
Percent Low/Mod	100.0%		100.0%	

Annual Accomplishments

Years	Accomplishment Narrative	# Benefitting
2013	1st Qtr - Contract executed. No loans made. 2nd Qtr - No loans made. 3rd Qtr - No loans made. 4th Qtr - Down payment assistance for one Loveland home purchase	



U.S. Department of Housing and Urban Development
Office of Community Planning and Development
Integrated Disbursement and Information System
CDBG Activity Summary Report (GPR) for Program Year 2014
LOVELAND

Date: 16-Dec-2015
Time: 16:07
Page: 27

PGM Year: 2013
Project: 0008 - Public Services
IDIS Activity: 255 - ATV TLC

Status: Completed 11/4/2014 12:00:00 AM
Location: 313 E 4th St Loveland, CO 80537-5603
Objective: Create suitable living environments
Outcome: Availability/accessibility
Matrix Code: Battered and Abused Spouses (05G) **National Objective:** LMC

Initial Funding Date: 11/20/2013

Description:

Case management for victims of domestic violence residing in two-year transitional housing.

Financing

	Fund Type	Grant Year	Grant	Funded Amount	Drawn In Program Year	Drawn Thru Program Year
CDBG	EN	Pre-2015		\$6,376.00	\$0.00	\$0.00
		2012	B12MC080012		\$0.00	\$4,163.00
		2013	B13MC080012		\$0.00	\$2,213.00
Total	Total			\$6,376.00	\$0.00	\$6,376.00

Proposed Accomplishments

People (General) : 13

Actual Accomplishments

Number assisted:

	Owner		Renter		Total		Person	
	Total	Hispanic	Total	Hispanic	Total	Hispanic	Total	Hispanic
White:	0	0	0	0	0	0	10	7
Black/African American:	0	0	0	0	0	0	0	0
Asian:	0	0	0	0	0	0	2	0
American Indian/Alaskan Native:	0	0	0	0	0	0	0	0
Native Hawaiian/Other Pacific Islander:	0	0	0	0	0	0	0	0
American Indian/Alaskan Native & White:	0	0	0	0	0	0	0	0
Asian White:	0	0	0	0	0	0	0	0
Black/African American & White:	0	0	0	0	0	0	0	0
American Indian/Alaskan Native & Black/African American:	0	0	0	0	0	0	0	0
Other multi-racial:	0	0	0	0	0	0	0	0
Asian/Pacific Islander:	0	0	0	0	0	0	0	0
Hispanic:	0	0	0	0	0	0	0	0
Total:	0	0	0	0	0	0	12	7



U.S. Department of Housing and Urban Development
Office of Community Planning and Development
Integrated Disbursement and Information System
CDBG Activity Summary Report (GPR) for Program Year 2014
LOVELAND

Date: 16-Dec-2015
Time: 16:07
Page: 28

Female-headed Households: 0 0 0

Income Category:

	Owner	Renter	Total	Person
Extremely Low	0	0	0	12
Low Mod	0	0	0	0
Moderate	0	0	0	0
Non Low Moderate	0	0	0	0
Total	0	0	0	12
Percent Low/Mod				100.0%

Annual Accomplishments

Years	Accomplishment Narrative	# Benefitting
2013	<p>1st Qtr - After trying many times to leave her abuser, M finally did; but this happened after her three children almost lost their lives in a car accident! The children were riding in the Jeep with their father who was driving under the influence of alcohol. His impairment caused the Jeep to flip over. M and her children now reside at the ATV Transitional Living Center and she shared with her case manager that her abuser has been on probation many times for driving while intoxicated and he must wear an ankle bracelet. M states. "When he is wearing the ankle bracelet, he doesn't drink. But as soon as the ankle bracelet is removed, he drinks and behaves like an animal and he doesn't care about anything." After approval to occupy a unit at TLC, M secured a Restraining Order against her husband; she and her children moved out of the family home. M feels guilty for staying with her abuser for so long because he has caused their children psychological harm. M states that her oldest son draws angry dolls, sad dolls, crazy dolls on his hands or on paper and hides the drawings from her. Her other child is six and is now wetting the bed. Both children are receiving clinical services with individual therapy. M and her children are slowly learning how to live without their abusive father; learning that violence and alcohol are not an every day event; and learning that without violence they can enjoy hope and happiness.</p> <p>2nd Qtr - The tenant who recently moved out of the TLC remained in residence for more than a year. During that year, she secured employment and child care for her children. She and her children are temporarily in an apartment; she is able to meet the monthly financial obligations of her family.</p> <p>3rd Qtr - Domestic Violence drove E and her 2 children to their car to live until they found ATV. ATV was able to help them at that time by paying for a motel for a few nights prior to receiving two-year transitional housing. They are now exiting the program and E has stated that the she was able to heal the physical and emotional wounds of domestic violence during that time. E has a stable job and she has learned how to budget. She was able to pay for her car in full while she was in the program so no longer has to worry about having reliable transportation. She doesn't depend on welfare to survive and she is now going to be able to pay her own rent.</p> <p>4th Qtr -</p>	



U.S. Department of Housing and Urban Development
Office of Community Planning and Development
Integrated Disbursement and Information System
CDBG Activity Summary Report (GPR) for Program Year 2014
LOVELAND

Date: 16-Dec-2015
Time: 16:07
Page: 29

PGM Year: 2013
Project: 0008 - Public Services
IDIS Activity: 256 - HNS AH

Status: Completed 11/15/2014 12:00:00 AM
Location: 101 E 6th St Loveland, CO 80537-5545

Objective: Create suitable living environments
Outcome: Availability/accessibility
Matrix Code: Public Services (General) (05)

National Objective: LMC

Initial Funding Date: 11/20/2013

Description:

Case management for homeless families.

Financing

	Fund Type	Grant Year	Grant	Funded Amount	Drawn In Program Year	Drawn Thru Program Year
CDBG	EN	Pre-2015		\$8,535.00	\$0.00	\$0.00
		2012	B12MC080012		\$0.00	\$8,535.00
Total	Total			\$8,535.00	\$0.00	\$8,535.00

Proposed Accomplishments

People (General) : 100

Actual Accomplishments

Number assisted:

	Owner		Renter		Total		Person	
	Total	Hispanic	Total	Hispanic	Total	Hispanic	Total	Hispanic
White:	0	0	0	0	0	0	54	19
Black/African American:	0	0	0	0	0	0	7	0
Asian:	0	0	0	0	0	0	0	0
American Indian/Alaskan Native:	0	0	0	0	0	0	1	0
Native Hawaiian/Other Pacific Islander:	0	0	0	0	0	0	0	0
American Indian/Alaskan Native & White:	0	0	0	0	0	0	0	0
Asian White:	0	0	0	0	0	0	0	0
Black/African American & White:	0	0	0	0	0	0	0	0
American Indian/Alaskan Native & Black/African American:	0	0	0	0	0	0	0	0
Other multi-racial:	0	0	0	0	0	0	4	0
Asian/Pacific Islander:	0	0	0	0	0	0	0	0
Hispanic:	0	0	0	0	0	0	0	0
Total:	0	0	0	0	0	0	66	19

Female-headed Households:

0 0 0



U.S. Department of Housing and Urban Development
Office of Community Planning and Development
Integrated Disbursement and Information System
CDBG Activity Summary Report (GPR) for Program Year 2014
LOVELAND

Date: 16-Dec-2015
Time: 16:07
Page: 30

Income Category:

	Owner	Renter	Total	Person
Extremely Low	0	0	0	56
Low Mod	0	0	0	10
Moderate	0	0	0	0
Non Low Moderate	0	0	0	0
Total	0	0	0	66
Percent Low/Mod				100.0%

Annual Accomplishments

Years	Accomplishment Narrative	# Benefitting
2013	<p>1st Qtr - executed contract. Single family of three (mom 31, daughters 4yrs and 8 yrs.) successfully re-housed in the Loveland area by finding low income rental and gaining employment while in program. Mom is still housed after two months.</p> <p>2nd Qtr - Single dad of four children (16, 15, 15, 9) successfully out of homelessness. Came to Angel House moved from the shelter rotation into one of our transitional housing units and now qualified and was approved for a Habitat Home.</p> <p>3rd Qtr (abbreviated) - I came into the Angel House Program due to an unfortunate life circumstance concerning my disabled daughter and her 1½ year old son. House. At first I thought the program rules wouldn't work for us-being at the church every night by 5:00 pm and having to ride the courtesy van! However, my family's safety was my first priority, so I agreed to the requirements. I found that the program helped me more than I ever dreamed. We were able to save money that I would have otherwise spent on gas and housing. We were made to feel special and treated with respect and kindness. We never had to go without and were always made to feel comfortable, as if the house were our home. They gave us emotional support and wise counsel, made us feel even stronger and more determined to change our situation I just know that without the Angel House and the people who work there, I wouldn't be where I am today. My family has stable housing in one of the Angel House transitional units, I have secured a great job, we have recently received a Section 8 voucher and we are getting on our feet again. Although becoming homeless was a very devastating time for us, I can now say it was a true blessing. I have become a stronger and better woman because of it.</p> <p>4th Qtr - From the Cunningham Family. Most people around us are on autopilot, but through the Angel House Program, we woke up to the reality of things. We have learned to take control of our debt and to manage our money. It has helped us put our priorities straight. Since entering the program we have accomplished to pay off over \$3,500 towards debt. Our car was about to be repossessed and we are now current with our car payments. We have also established an emergency savings. We are a family that is on its way to being self-sufficient. We have learned through the Angel House Program that we can set goals and meet them. Now being in the Angel House Transitional Housing Program, our nine month goals are to pay off our debt and bring our monthly car payments down to \$300. Our ultimate goal is to apply for Habitat Home Ownership and to pay off our car. With determination, perseverance and hard work, we are confident that we will meet the goals we have set for ourselves. We have been so blessed to have the opportunity to meet a lot of wonderful people. These are people that love to give, love to help others succeed, either with donations, volunteering their time, preparing a meal for a homeless family, or for caring so much for the job they do. With their encouragement, support, a smile, a conversation, we will succeed. We were guided to an opportunity to grow, to learn, to change, and to enjoy our life. We are forever thankful! The Cunningham Family</p>	



U.S. Department of Housing and Urban Development
Office of Community Planning and Development
Integrated Disbursement and Information System
CDBG Activity Summary Report (GPR) for Program Year 2014
LOVELAND

Date: 16-Dec-2015

Time: 16:07

Page: 31

PGM Year: 2013
Project: 0008 - Public Services
IDIS Activity: 257 - HNS 137

Status: Completed 11/20/2014 12:00:00 AM
Location: 137 S Lincoln Ave Loveland, CO 80537-6407

Objective: Create suitable living environments
Outcome: Availability/accessibility
Matrix Code: Public Services (General) (05)

National Objective: LMC

Initial Funding Date: 11/20/2013

Description:

Case management for homeless individuals.

Financing

	Fund Type	Grant Year	Grant	Funded Amount	Drawn In Program Year	Drawn Thru Program Year
CDBG	EN	Pre-2015		\$13,048.00	\$0.00	\$0.00
		2012	B12MC080012		\$0.00	\$13,048.00
Total	Total			\$13,048.00	\$0.00	\$13,048.00

Proposed Accomplishments

People (General) : 155

Actual Accomplishments

Number assisted:

	Owner		Renter		Total		Person	
	Total	Hispanic	Total	Hispanic	Total	Hispanic	Total	Hispanic
White:	0	0	0	0	0	0	224	30
Black/African American:	0	0	0	0	0	0	9	0
Asian:	0	0	0	0	0	0	2	0
American Indian/Alaskan Native:	0	0	0	0	0	0	8	0
Native Hawaiian/Other Pacific Islander:	0	0	0	0	0	0	0	0
American Indian/Alaskan Native & White:	0	0	0	0	0	0	0	0
Asian White:	0	0	0	0	0	0	0	0
Black/African American & White:	0	0	0	0	0	0	0	0
American Indian/Alaskan Native & Black/African American:	0	0	0	0	0	0	0	0
Other multi-racial:	0	0	0	0	0	0	0	0
Asian/Pacific Islander:	0	0	0	0	0	0	0	0
Hispanic:	0	0	0	0	0	0	0	0
Total:	0	0	0	0	0	0	243	30

Female-headed Households:

0 0 0



U.S. Department of Housing and Urban Development
Office of Community Planning and Development
Integrated Disbursement and Information System
CDBG Activity Summary Report (GPR) for Program Year 2014
LOVELAND

Date: 16-Dec-2015
Time: 16:07
Page: 32

Income Category:

	Owner	Renter	Total	Person
Extremely Low	0	0	0	243
Low Mod	0	0	0	0
Moderate	0	0	0	0
Non Low Moderate	0	0	0	0
Total	0	0	0	243
Percent Low/Mod				100.0%

Annual Accomplishments

Years	Accomplishment Narrative	# Benefitting
2013	<p>1st qtr - executed contract. Almost all of our homeless have been working on staying sober this winter. Many of them blow 0 when we breathalyze them at the beginning of the night. 137 have manage to stay open without any incidents this winter.</p> <p>2nd qtr - Dallas came to us in November of 2013. We did an intake and assessed his needs for shower, laundry, locker, homeless gear, and safety. Over time we had many conversations and mentored Dallas and encouraged and believed in him and brought him into our New Life Program. In the past couple of months he got a job and most recently he got a room where he is proud to be able to pay rent. He comes back to check in with us and let us know what is going on in his life.</p> <p>3rd qtr - Angelina came to us in March of 2014. We did an intake and assessed her needs for shower, laundry, storage, homeless gear, and safety. We also discovered her interest in gardening so we helped supply the tools so she could start plants. We brought her into the New Life Program where she continues to follow through with the gardening out back. She really wanted to get off the streets and found a temporary place to couch surf. Recently her name came up with Housing Authority and we continue to advocate, council and be a friend and stay connected.</p> <p>4th qtr - Kim came to 137 in March of 2014. She wanted to get into the New Life Program but she didn't follow through with the requirements to do so. The first step in getting into the NLP is writing a one page essay. Kim had lots of resistance in doing this until we discovered she needed assistance with the essay. She was able to complete the essay which was followed by goal setting. One of the goals was to get all of the necessary paperwork together for housing. During this time we helped her obtain her SS card, ID, bus passes and eventually a disability bus pass. Another goal Kim set was to give back to the community by becoming a volunteer at 137 or working with the elderly. By helping Kim stay connected with her disability and housing paperwork, she has now been accepted into housing with Section 8 and will move into her place within the next week or two. Through the NLP, Kim will also be a volunteer soon.</p>	



U.S. Department of Housing and Urban Development
Office of Community Planning and Development
Integrated Disbursement and Information System
CDBG Activity Summary Report (GPR) for Program Year 2014
LOVELAND

Date: 16-Dec-2015

Time: 16:07

Page: 33

PGM Year: 2013
Project: 0008 - Public Services
IDIS Activity: 258 - N2N HC

Status: Completed 11/5/2014 12:00:00 AM
Location: 565 Cleveland Ave Loveland, CO 80537-5580

Objective: Provide decent affordable housing

Outcome: Affordability

Matrix Code: Housing Counseling (05U)

National Objective: LMC

Initial Funding Date: 11/20/2013

Description:

Housing counseling for low/moderate income families.

Financing

	Fund Type	Grant Year	Grant	Funded Amount	Drawn In Program Year	Drawn Thru Program Year
CDBG	EN	Pre-2015		\$15,795.00	\$0.00	\$0.00
		2012	B12MC080012		\$0.00	\$10,198.72
		2013	B13MC080012		\$0.00	\$5,596.28
Total	Total			\$15,795.00	\$0.00	\$15,795.00

Proposed Accomplishments

Households (General) : 1,250

Actual Accomplishments

Number assisted:

	Owner		Renter		Total		Person	
	Total	Hispanic	Total	Hispanic	Total	Hispanic	Total	Hispanic
White:	1,251	305	0	0	1,251	305	0	0
Black/African American:	16	0	0	0	16	0	0	0
Asian:	0	0	0	0	0	0	0	0
American Indian/Alaskan Native:	16	3	0	0	16	3	0	0
Native Hawaiian/Other Pacific Islander:	0	0	0	0	0	0	0	0
American Indian/Alaskan Native & White:	9	0	0	0	9	0	0	0
Asian White:	0	0	0	0	0	0	0	0
Black/African American & White:	5	0	0	0	5	0	0	0
American Indian/Alaskan Native & Black/African American:	0	0	0	0	0	0	0	0
Other multi-racial:	54	18	0	0	54	18	0	0
Asian/Pacific Islander:	0	0	0	0	0	0	0	0
Hispanic:	0	0	0	0	0	0	0	0
Total:	1,351	326	0	0	1,351	326	0	0



U.S. Department of Housing and Urban Development
Office of Community Planning and Development
Integrated Disbursement and Information System
CDBG Activity Summary Report (GPR) for Program Year 2014
LOVELAND

Date: 16-Dec-2015

Time: 16:07

Page: 34

Female-headed Households: 96 0 96

Income Category:

	Owner	Renter	Total	Person
Extremely Low	828	0	828	0
Low Mod	436	0	436	0
Moderate	87	0	87	0
Non Low Moderate	0	0	0	0
Total	1,351	0	1,351	0
Percent Low/Mod	100.0%		100.0%	

Annual Accomplishments

Years	Accomplishment Narrative	# Benefitting
2013	<p>1st Qtr - After the floods in Colorado, my spouse lost a lot of hours for work. We were very lucky that no damage was cause to our home while our neighbors lost almost everything. However, due to a shortage of construction supplies, working hours decreased. With the help of N2N, we were able to survive, keep our home and proceed with a positive outlook for the future.</p> <p>39 households received Emergency Rent Assistance (ERA). 31 households received First Months Rent Assistance (FiMo). 94% of clients who received rent assistance are still in the same housing.</p> <p>The numbers in the table below should be in the renter category, but IDIS has not fixed the table to allow it to be populated.</p> <p>2ndQ - Being a single mother is not easy financially or emotionally. Neighbor to Neighbor helped me to get into a new, safe place for both myself and my son. On short notice, I was in need of help and was given the support and help I needed. Everybody I came into contact with was understanding and kind. I appreciate the help I received from Neighbor to Neighbor.</p> <p>31 households received Emergency Rent Assistance (ERA) in Quarter 2. 11 households received First Month (FiMo) in Quarter 2. 95% of clients who received rent assistance are still in the same housing.</p> <p>3rdQ - I am a single mother and my parents were not around as much as a wished growing up. I raised myself in a way to keep strong and not give up. I have a son and we were living with family, which was hard. Having a son around is a BIG responsibility. I am thankful I learned about Neighbor to Neighbor and how you help. I am thankful because now I can have a home all for my son!</p> <p>29 households received Emergency Rent Assistance (ERA) in Quarter 3. 15 households received First Month (FiMo) in Quarter 2. 95% of clients who received rent assistance are still in the same housing.</p> <p>The 3rd quarter data submitted was inaccurate. A new report was received 7/17 showing 907 clients. N2N will ensure accuracy on the final report.</p> <p>4thQ - My daughter and I along with my two grandchildren had decided to move into a large home to allow the kids to have separate bedrooms and a place to play. The home was beautiful and we loved it, but then I was laid off. After being off for almost two months, I found a job but had to take a \$4.00/hour pay loss. After using up my savings and living off credit cards to hold onto the house, we had to call it quits and walk away. After a period of staying with friends and through the tears and embarrassment, we came to Neighbor to Neighbor. Their understanding and kindness even through our frustration helped us realize there was hope at the end of the road. Rachel was so kind and patient and worked hard to help us get into a new place and a fresh start.</p>	



U.S. Department of Housing and Urban Development
Office of Community Planning and Development
Integrated Disbursement and Information System
CDBG Activity Summary Report (GPR) for Program Year 2014
LOVELAND

Date: 16-Dec-2015
Time: 16:07
Page: 35

PGM Year: 2014
Project: 0001 - Program Administration
IDIS Activity: 259 - Program Administration
Status: Completed 9/30/2015 12:00:00 AM
Location: ,

Objective:
Outcome:
Matrix Code: General Program Administration (21A) **National Objective:**

Initial Funding Date: 10/30/2014

Description:
Program administration
Financing

	Fund Type	Grant Year	Grant	Funded Amount	Drawn In Program Year	Drawn Thru Program Year
CDBG	EN	Pre-2015		\$60,329.00	\$0.00	\$0.00
		2013	B13MC080012		\$4,229.02	\$4,229.02
		2014	B14MC080012		\$56,099.98	\$56,099.98
Total	Total			\$60,329.00	\$60,329.00	\$60,329.00

Proposed Accomplishments

Actual Accomplishments

Number assisted:

	Owner		Renter		Total		Person	
	Total	Hispanic	Total	Hispanic	Total	Hispanic	Total	Hispanic
White:					0	0		
Black/African American:					0	0		
Asian:					0	0		
American Indian/Alaskan Native:					0	0		
Native Hawaiian/Other Pacific Islander:					0	0		
American Indian/Alaskan Native & White:					0	0		
Asian White:					0	0		
Black/African American & White:					0	0		
American Indian/Alaskan Native & Black/African American:					0	0		
Other multi-racial:					0	0		
Asian/Pacific Islander:					0	0		
Hispanic:					0	0		
Total:	0	0	0	0	0	0	0	0

Female-headed Households:

0



U.S. Department of Housing and Urban Development
Office of Community Planning and Development
Integrated Disbursement and Information System
CDBG Activity Summary Report (GPR) for Program Year 2014
LOVELAND

Date: 16-Dec-2015

Time: 16:07

Page: 36

Income Category:

	Owner	Renter	Total	Person
Extremely Low			0	
Low Mod			0	
Moderate			0	
Non Low Moderate			0	
Total	0	0	0	0
Percent Low/Mod				

Annual Accomplishments

No data returned for this view. This might be because the applied filter excludes all data.



U.S. Department of Housing and Urban Development
Office of Community Planning and Development
Integrated Disbursement and Information System
CDBG Activity Summary Report (GPR) for Program Year 2014
LOVELAND

Date: 16-Dec-2015

Time: 16:07

Page: 37

PGM Year: 2014

Project: 0002 - Public Facilities

IDIS Activity: 260 - HNS Public Facility

Status: Completed 8/27/2015 12:00:00 AM

Location: 1511 E 11th St Loveland, CO 80537-5056

Objective: Create suitable living environments

Outcome: Availability/accessibility

Matrix Code: Public Facilities and Improvement
(General) (03)

National Objective: LMC

Initial Funding Date: 10/29/2014

Description:

Public facility to house multiple non-profits.

Financing

	Fund Type	Grant Year	Grant	Funded Amount	Drawn In Program Year	Drawn Thru Program Year
CDBG	EN	Pre-2015		\$74,970.00	\$0.00	\$0.00
		2013	B13MC080012		\$74,970.00	\$74,970.00
Total	Total			\$74,970.00	\$74,970.00	\$74,970.00

Proposed Accomplishments

Public Facilities : 1

Actual Accomplishments

Number assisted:

	Owner		Renter		Total		Person	
	Total	Hispanic	Total	Hispanic	Total	Hispanic	Total	Hispanic
White:	0	0	0	0	0	0	5,936	1,603
Black/African American:	0	0	0	0	0	0	0	0
Asian:	0	0	0	0	0	0	45	0
American Indian/Alaskan Native:	0	0	0	0	0	0	114	0
Native Hawaiian/Other Pacific Islander:	0	0	0	0	0	0	0	0
American Indian/Alaskan Native & White:	0	0	0	0	0	0	0	0
Asian White:	0	0	0	0	0	0	0	0
Black/African American & White:	0	0	0	0	0	0	143	0
American Indian/Alaskan Native & Black/African American:	0	0	0	0	0	0	0	0
Other multi-racial:	0	0	0	0	0	0	357	0
Asian/Pacific Islander:	0	0	0	0	0	0	0	0
Hispanic:	0	0	0	0	0	0	0	0
Total:	0	0	0	0	0	0	6,595	1,603

Female-headed Households:

0

0

0



U.S. Department of Housing and Urban Development
Office of Community Planning and Development
Integrated Disbursement and Information System
CDBG Activity Summary Report (GPR) for Program Year 2014
LOVELAND

Date: 16-Dec-2015
Time: 16:07
Page: 38

Income Category:

	Owner	Renter	Total	Person
Extremely Low	0	0	0	5,276
Low Mod	0	0	0	1,319
Moderate	0	0	0	0
Non Low Moderate	0	0	0	0
Total	0	0	0	6,595
Percent Low/Mod				100.0%

Annual Accomplishments

Years	Accomplishment Narrative	# Benefitting
2014	Phase I of the CLC was completed and four agencies moved into the new space. Phase II will be completed early in 2015. Data originally entered was not an unduplicated count. A correction was made on 8/25/15.	



U.S. Department of Housing and Urban Development
Office of Community Planning and Development
Integrated Disbursement and Information System
CDBG Activity Summary Report (GPR) for Program Year 2014
LOVELAND

Date: 16-Dec-2015
Time: 16:07
Page: 39

PGM Year: 2014
Project: 0003 - Acquisition
IDIS Activity: 261 - ATV Public Facility

Status: Open
Location: Address Suppressed
Objective: Create suitable living environments
Outcome: Availability/accessibility
Matrix Code: Acquisition of Real Property (01)
National Objective: LMC

Initial Funding Date: 10/30/2014

Description:

Public facility to serve victims of domestic violence.

Financing

	Fund Type	Grant Year	Grant	Funded Amount	Drawn In Program Year	Drawn Thru Program Year
CDBG	EN	Pre-2015		\$100,000.00	\$0.00	\$0.00
		2013	B13MC080012		\$2,822.51	\$2,822.51
		2014	B14MC080012		\$97,177.49	\$97,177.49
Total	Total			\$100,000.00	\$100,000.00	\$100,000.00

Proposed Accomplishments

Public Facilities : 1

Actual Accomplishments

Number assisted:

	Owner		Renter		Total		Person	
	Total	Hispanic	Total	Hispanic	Total	Hispanic	Total	Hispanic
White:	0	0	0	0	0	0		0
Black/African American:	0	0	0	0	0	0	0	0
Asian:	0	0	0	0	0	0	0	0
American Indian/Alaskan Native:	0	0	0	0	0	0	0	0
Native Hawaiian/Other Pacific Islander:	0	0	0	0	0	0	0	0
American Indian/Alaskan Native & White:	0	0	0	0	0	0	0	0
Asian White:	0	0	0	0	0	0	0	0
Black/African American & White:	0	0	0	0	0	0	0	0
American Indian/Alaskan Native & Black/African American:	0	0	0	0	0	0	0	0
Other multi-racial:	0	0	0	0	0	0	0	0
Asian/Pacific Islander:	0	0	0	0	0	0	0	0
Hispanic:	0	0	0	0	0	0	0	0
Total:	0	0	0	0	0	0	0	0



U.S. Department of Housing and Urban Development
Office of Community Planning and Development
Integrated Disbursement and Information System
CDBG Activity Summary Report (GPR) for Program Year 2014
LOVELAND

Date: 16-Dec-2015
Time: 16:07
Page: 40

Female-headed Households: 0 0 0

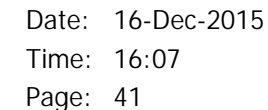
Income Category:

	Owner	Renter	Total	Person
Extremely Low	0	0	0	0
Low Mod	0	0	0	0
Moderate	0	0	0	0
Non Low Moderate	0	0	0	0
Total	0	0	0	0

Percent Low/Mod

Annual Accomplishments

Years	Accomplishment Narrative	# Benefitting
2015	The safe house property was purchased in October of 2014. Rehabilitation is expected to be completed by November of 2015.	



PR03 - LOVELAND



U.S. Department of Housing and Urban Development
Office of Community Planning and Development
Integrated Disbursement and Information System
CDBG Activity Summary Report (GPR) for Program Year 2014
LOVELAND

Date: 16-Dec-2015
Time: 16:07
Page: 42

Income Category:

	Owner	Renter	Total	Person
Extremely Low	0	0	0	0
Low Mod	0	0	0	0
Moderate	0	0	0	0
Non Low Moderate	0	0	0	0
Total	0	0	0	0
Percent Low/Mod				

Annual Accomplishments

Years	Accomplishment Narrative	# Benefitting
2015	1st Qtr: Four contractors have toured the property so that we could get estimates for renovation of the 2 houses. We are waiting on the architect to complete the plans for approval by the city. We plan to begin the project of Lead Removal and Asbestos abatement within the next month. The security company has been chosen; Dictoguard. We hope to apply for permits by Feb. 12, 2015. We hope to begin renovations by March 1st.	



U.S. Department of Housing and Urban Development
Office of Community Planning and Development
Integrated Disbursement and Information System
CDBG Activity Summary Report (GPR) for Program Year 2014
LOVELAND

Date: 16-Dec-2015
Time: 16:07
Page: 43

PGM Year: 2014
Project: 0004 - Rehab: Single Unit Residential
IDIS Activity: 263 - HACOL LHIP Emergency

Status: Open
Location: 1535 Washington Ave Loveland, CO 80538-3905

Objective: Provide decent affordable housing
Outcome: Affordability
Matrix Code: Rehab; Single-Unit Residential (14A) **National Objective:** LMH

Initial Funding Date: 10/30/2014

Description:

Emergency funding for housing rehabilitation.

Financing

	Fund Type	Grant Year	Grant	Funded Amount	Drawn In Program Year	Drawn Thru Program Year
CDBG	EN	Pre-2015		\$16,342.00	\$0.00	\$0.00
		2014	B14MC080012		\$7,538.71	\$7,538.71
Total	Total			\$16,342.00	\$7,538.71	\$7,538.71

Proposed Accomplishments

Housing Units : 17

Actual Accomplishments

Number assisted:

	Owner		Renter		Total		Person	
	Total	Hispanic	Total	Hispanic	Total	Hispanic	Total	Hispanic
White:	7	1	0	0	7	1	0	0
Black/African American:	0	0	0	0	0	0	0	0
Asian:	0	0	0	0	0	0	0	0
American Indian/Alaskan Native:	0	0	0	0	0	0	0	0
Native Hawaiian/Other Pacific Islander:	0	0	0	0	0	0	0	0
American Indian/Alaskan Native & White:	0	0	0	0	0	0	0	0
Asian White:	0	0	0	0	0	0	0	0
Black/African American & White:	0	0	0	0	0	0	0	0
American Indian/Alaskan Native & Black/African American:	0	0	0	0	0	0	0	0
Other multi-racial:	0	0	0	0	0	0	0	0
Asian/Pacific Islander:	0	0	0	0	0	0	0	0
Hispanic:	0	0	0	0	0	0	0	0
Total:	7	1	0	0	7	1	0	0

Female-headed Households: 5 0 5



U.S. Department of Housing and Urban Development
Office of Community Planning and Development
Integrated Disbursement and Information System
CDBG Activity Summary Report (GPR) for Program Year 2014
LOVELAND

Date: 16-Dec-2015

Time: 16:07

Page: 44

Income Category:

	Owner	Renter	Total	Person
Extremely Low	4	0	4	0
Low Mod	2	0	2	0
Moderate	1	0	1	0
Non Low Moderate	0	0	0	0
Total	7	0	7	0
Percent Low/Mod	100.0%		100.0%	

Annual Accomplishments

Years	Accomplishment Narrative	# Benefitting
2014	1st Qtr: 1 grant. 2nd Qtr: no grants. 3rd Qtr: 2 grants. 4th Qtr: 1 grant. 5th Qtr: 3 grants.	



U.S. Department of Housing and Urban Development
Office of Community Planning and Development
Integrated Disbursement and Information System
CDBG Activity Summary Report (GPR) for Program Year 2014
LOVELAND

Date: 16-Dec-2015
Time: 16:07
Page: 45

PGM Year:	2014				
Project:	0004 - Rehab: Single Unit Residential				
IDIS Activity:	264 - VOA Handyman Program				
Status:	Completed 8/27/2015 12:00:00 AM	Objective:	Provide decent affordable housing		
Location:	449 Knobcone Dr Unit 108 Loveland, CO 80538-5730	Outcome:	Availability/accessibility		
		Matrix Code:	Rehabilitation Administration (14H)	National Objective:	LMH

Initial Funding Date: 10/30/2014

Description:

Administration of housing rehabilitation program.

Financing

	Fund Type	Grant Year	Grant	Funded Amount	Drawn In Program Year	Drawn Thru Program Year
CDBG	EN	Pre-2015		\$5,000.00	\$0.00	\$0.00
		2014	B14MC080012		\$5,000.00	\$5,000.00
Total	Total			\$5,000.00	\$5,000.00	\$5,000.00

Proposed Accomplishments

Housing Units : 40

Actual Accomplishments

Number assisted:

	Owner		Renter		Total		Person	
	Total	Hispanic	Total	Hispanic	Total	Hispanic	Total	Hispanic
White:	33	1	5	0	38	1	0	0
Black/African American:	0	0	0	0	0	0	0	0
Asian:	0	0	0	0	0	0	0	0
American Indian/Alaskan Native:	0	0	0	0	0	0	0	0
Native Hawaiian/Other Pacific Islander:	0	0	0	0	0	0	0	0
American Indian/Alaskan Native & White:	0	0	0	0	0	0	0	0
Asian White:	0	0	0	0	0	0	0	0
Black/African American & White:	0	0	0	0	0	0	0	0
American Indian/Alaskan Native & Black/African American:	0	0	0	0	0	0	0	0
Other multi-racial:	0	0	0	0	0	0	0	0
Asian/Pacific Islander:	0	0	0	0	0	0	0	0
Hispanic:	0	0	0	0	0	0	0	0
Total:	33	1	5	0	38	1	0	0

Female-headed Households:

0 0 0



U.S. Department of Housing and Urban Development
Office of Community Planning and Development
Integrated Disbursement and Information System
CDBG Activity Summary Report (GPR) for Program Year 2014
LOVELAND

Date: 16-Dec-2015

Time: 16:07

Page: 46

Income Category:

	Owner	Renter	Total	Person
Extremely Low	10	2	12	0
Low Mod	14	2	16	0
Moderate	9	1	10	0
Non Low Moderate	0	0	0	0
Total	33	5	38	0
Percent Low/Mod	100.0%	100.0%	100.0%	

Annual Accomplishments

Years	Accomplishment Narrative	# Benefitting
2014	1st Qtr - 41 safety repairs: 19 grab bars, 6 chair risers, 5 handrails, 1 plumbing, 8 misc. safety repairs, 2 wheel chair ramps 2nd Qtr - 56 safety repairs: 29 grab bars, 5 chair risers, 6 handrails, 3 wheel chair ramps, 13 misc. safety repairs	



U.S. Department of Housing and Urban Development
Office of Community Planning and Development
Integrated Disbursement and Information System
CDBG Activity Summary Report (GPR) for Program Year 2014
LOVELAND

Date: 16-Dec-2015
Time: 16:07
Page: 47

PGM Year: 2014
Project: 0005 - Public Services
IDIS Activity: 265 - ATV VSP Public Service

Status: Completed 9/30/2015 12:00:00 AM
Location: 313 E 4th St Loveland, CO 80537-5603

Objective: Create suitable living environments
Outcome: Availability/accessibility
Matrix Code: Battered and Abused Spouses (05G) **National Objective:** LMC

Initial Funding Date: 10/30/2014

Description:
Case management for victims of domestic violence.

Financing

	Fund Type	Grant Year	Grant	Funded Amount	Drawn In Program Year	Drawn Thru Program Year
CDBG	EN	Pre-2015		\$15,065.00	\$0.00	\$0.00
		2014	B14MC080012		\$15,065.00	\$15,065.00
Total	Total			\$15,065.00	\$15,065.00	\$15,065.00

Proposed Accomplishments

People (General) : 650

Actual Accomplishments

Number assisted:

	Owner		Renter		Total		Person	
	Total	Hispanic	Total	Hispanic	Total	Hispanic	Total	Hispanic
White:	0	0	0	0	0	0	289	77
Black/African American:	0	0	0	0	0	0	3	0
Asian:	0	0	0	0	0	0	2	0
American Indian/Alaskan Native:	0	0	0	0	0	0	0	0
Native Hawaiian/Other Pacific Islander:	0	0	0	0	0	0	1	0
American Indian/Alaskan Native & White:	0	0	0	0	0	0	9	0
Asian White:	0	0	0	0	0	0	0	0
Black/African American & White:	0	0	0	0	0	0	0	0
American Indian/Alaskan Native & Black/African American:	0	0	0	0	0	0	0	0
Other multi-racial:	0	0	0	0	0	0	3	0
Asian/Pacific Islander:	0	0	0	0	0	0	0	0
Hispanic:	0	0	0	0	0	0	0	0
Total:	0	0	0	0	0	0	307	77

Female-headed Households:

0 0 0



U.S. Department of Housing and Urban Development
Office of Community Planning and Development
Integrated Disbursement and Information System
CDBG Activity Summary Report (GPR) for Program Year 2014
LOVELAND

Date: 16-Dec-2015
Time: 16:07
Page: 48

Income Category:

	Owner	Renter	Total	Person
Extremely Low	0	0	0	242
Low Mod	0	0	0	52
Moderate	0	0	0	13
Non Low Moderate	0	0	0	0
Total	0	0	0	307
Percent Low/Mod				100.0%

Annual Accomplishments

Years	Accomplishment Narrative	# Benefitting
2014	<p>Objective 1: 90% of victims receiving victim assistance services feel empowered to seek direct services. Documentation by: Red Flag List, Hotline/Crisis Sheet, Exceptions to the General Rule of Legal Confidentiality, Intake form and interview. Objective 2: 65% of victims receiving clinical services will remain in therapy for a minimum of three sessions. Documentation by: Client Survey; the clinical staff are reviewing global assessment tools for adults, adolescents and children to document clients progress toward identifying their issues and goals.</p> <p>Q1 - We have been providing counseling services to a victim of domestic violence who has seen more than her share of disasters and disappointments in her young life. At 27 years old, this mother of 4 escaped the violent abuse from her husband with her children only to be diagnosed with a terminal illness. She had to fight for custody of her own children from her husband's family determined to prove her an unfit mother because of her potentially debilitating disease. She fought and won custody and found herself with many car problems that kept her from taking her children to school and herself to the doctor. Her counselor has helped her with the emotional scars and continues to do so but she also requested funds from a local group to provide help with repairs for her car. She was also provided a wonderful Christmas for her kids with gifts of clothes, toys and a gift card. Her health is still declining but her stress level has decreased enough to give her a better chance of making her healthy enough to make lasting memories with her children with the time she has left.</p> <p>Q3 - G came to ATV after years of severe abuse from her husband and family. After two years of hard work in therapy, she's going to school, has an apartment, and has made significant progress healing.</p>	



U.S. Department of Housing and Urban Development
Office of Community Planning and Development
Integrated Disbursement and Information System
CDBG Activity Summary Report (GPR) for Program Year 2014
LOVELAND

Date: 16-Dec-2015
Time: 16:07
Page: 49

PGM Year:	2014					
Project:	0005 - Public Services					
IDIS Activity:	266 - CS Public Service					
Status:	Completed 12/9/2015 12:00:00 AM	Objective:	Create suitable living environments			
Location:	Address Suppressed	Outcome:	Availability/accessibility			
		Matrix Code:	Battered and Abused Spouses (05G)	National Objective:	LMC	

Initial Funding Date: 10/30/2014

Description:

Case management for victims of domestic violence.

Financing

	Fund Type	Grant Year	Grant	Funded Amount	Drawn In Program Year	Drawn Thru Program Year
CDBG	EN	Pre-2015		\$22,750.00	\$0.00	\$0.00
		2014	B14MC080012		\$22,750.00	\$22,750.00
Total	Total			\$22,750.00	\$22,750.00	\$22,750.00

Proposed Accomplishments

People (General) : 114

Actual Accomplishments

Number assisted:

	Owner		Renter		Total		Person	
	Total	Hispanic	Total	Hispanic	Total	Hispanic	Total	Hispanic
White:	0	0	0	0	0	0	97	13
Black/African American:	0	0	0	0	0	0	3	0
Asian:	0	0	0	0	0	0	1	0
American Indian/Alaskan Native:	0	0	0	0	0	0	10	0
Native Hawaiian/Other Pacific Islander:	0	0	0	0	0	0	1	0
American Indian/Alaskan Native & White:	0	0	0	0	0	0	0	0
Asian White:	0	0	0	0	0	0	0	0
Black/African American & White:	0	0	0	0	0	0	0	0
American Indian/Alaskan Native & Black/African American:	0	0	0	0	0	0	0	0
Other multi-racial:	0	0	0	0	0	0	8	0
Asian/Pacific Islander:	0	0	0	0	0	0	0	0
Hispanic:	0	0	0	0	0	0	0	0
Total:	0	0	0	0	0	0	120	13
Female-headed Households:	0		0		0			



U.S. Department of Housing and Urban Development
Office of Community Planning and Development
Integrated Disbursement and Information System
CDBG Activity Summary Report (GPR) for Program Year 2014
LOVELAND

Date: 16-Dec-2015

Time: 16:07

Page: 50

Income Category:

	Owner	Renter	Total	Person
Extremely Low	0	0	0	105
Low Mod	0	0	0	15
Moderate	0	0	0	0
Non Low Moderate	0	0	0	0
Total	0	0	0	120
Percent Low/Mod				100.0%

Annual Accomplishments

Years	Accomplishment Narrative	# Benefitting
2015	<p>1st Qtr - Result 1: 9 adult victims of domestic violence who were Loveland residents and their 12 children accessed emergency shelter. Result 2: 5 victims of domestic violence who were Loveland residents and their 4 children met with an advocate seeking assistance with non-crisis counseling, resource identification and emotional support. Result 3: 4 victims who were Loveland residents received one or more of these services through our Legal Advocacy Program: protection order assistance, court accompaniment, and attendance at Bond Hearing to determine status of abuser, follow-up information, resource and referral, emotional support.</p> <p>2nd Qtr - Result 1: 5 adult victims of domestic violence who were Loveland residents 1 child accessed emergency shelter. Result 2: 3 victims of domestic violence who were Loveland residents met with an advocate seeking assistance with non-crisis counseling, resource identification and emotional support. Result 3: 11 adult victims who were Loveland residents received Legal Representation from Crossroads attorneys; 3 adult victims who were Loveland residents received services through our Legal Advocacy Program: protection order assistance, court accompaniment, and attendance at Bond Hearing to determine status of abuser, follow-up information, resource and referral, emotional support. 1 adult victim from Loveland entered our Transitional Housing program.</p> <p>3rdQ: Result 1: 6 adult victims who were Loveland residents and 3 children accessed emergency shelter. Result 2: 3 victims who were Loveland residents met with an advocate seeking assistance with non-crisis counseling, resource identification and emotional support. Result 3: 15 adult victims who were Loveland residents received Legal Representation from Crossroads attorneys; 1 adult victim received services through our Legal Advocacy Program: protection order assistance, court accompaniment, and attendance at Bond Hearing to determine status of abuser, follow-up information, resource and referral, emotional support. 1 adult victim and 1 child from Loveland entered our Transitional Housing program.</p> <p>4thQ - Result 1: 6 adult victims of domestic violence who were Loveland residents and 1 child accessed emergency shelter. Result 2: 3 victims of domestic violence who were Loveland residents met with an advocate seeking assistance with non-crisis counseling, resource identification and emotional support. Result 3: 17 adult victims who were Loveland residents received Legal Representation from Crossroads attorneys; 3 adult victim who was a Loveland resident received services through our Legal Advocacy Program: protection order assistance, court accompaniment, and attendance at Bond Hearing to determine status of abuser, follow-up information, resource and referral, emotional support.</p>	



U.S. Department of Housing and Urban Development
Office of Community Planning and Development
Integrated Disbursement and Information System
CDBG Activity Summary Report (GPR) for Program Year 2014
LOVELAND

Date: 16-Dec-2015

Time: 16:07

Page: 51

PGM Year: 2014
Project: 0005 - Public Services
IDIS Activity: 267 - NCAP Public Service

Status: Completed 12/10/2015 12:00:00 AM
Location: 400 Remington St Ste 100 Fort Collins, CO 80524-2987

Objective: Create suitable living environments

Outcome: Availability/accessibility

Matrix Code: Health Services (05M)

National Objective: LMC

Initial Funding Date: 10/30/2014

Description:

Case management for clients with HIV/AIDS.

Financing

	Fund Type	Grant Year	Grant	Funded Amount	Drawn In Program Year	Drawn Thru Program Year
CDBG	EN	Pre-2015		\$7,432.00	\$0.00	\$0.00
		2014	B14MC080012		\$7,342.00	\$7,342.00
Total	Total			\$7,432.00	\$7,342.00	\$7,342.00

Proposed Accomplishments

People (General) : 40

Actual Accomplishments

Number assisted:

	Owner		Renter		Total		Person	
	Total	Hispanic	Total	Hispanic	Total	Hispanic	Total	Hispanic
White:	0	0	0	0	0	0	31	6
Black/African American:	0	0	0	0	0	0	1	0
Asian:	0	0	0	0	0	0	0	0
American Indian/Alaskan Native:	0	0	0	0	0	0	0	0
Native Hawaiian/Other Pacific Islander:	0	0	0	0	0	0	0	0
American Indian/Alaskan Native & White:	0	0	0	0	0	0	1	0
Asian White:	0	0	0	0	0	0	0	0
Black/African American & White:	0	0	0	0	0	0	0	0
American Indian/Alaskan Native & Black/African American:	0	0	0	0	0	0	0	0
Other multi-racial:	0	0	0	0	0	0	0	0
Asian/Pacific Islander:	0	0	0	0	0	0	0	0
Hispanic:	0	0	0	0	0	0	0	0
Total:	0	0	0	0	0	0	33	6

Female-headed Households:

0 0 0



U.S. Department of Housing and Urban Development
Office of Community Planning and Development
Integrated Disbursement and Information System
CDBG Activity Summary Report (GPR) for Program Year 2014
LOVELAND

Date: 16-Dec-2015
Time: 16:07
Page: 52

Income Category:

	Owner	Renter	Total	Person
Extremely Low	0	0	0	23
Low Mod	0	0	0	4
Moderate	0	0	0	6
Non Low Moderate	0	0	0	0
Total	0	0	0	33
Percent Low/Mod				100.0%

Annual Accomplishments

Years	Accomplishment Narrative	# Benefitting
2014	<p>1stQtr: We have a client who is from Uganda and was adopted by a family in Loveland. Since coming to the United States, he has achieved viral suppression and has become healthier and productive. We have used Loveland grant money to assist with co-pays and most recently used Loveland funds to help with their utility bill. The parents are fairly low income and self-employed and were struggling around the holidays. They were very thankful for the assistance.</p> <p>2ndQtr: This client was newly diagnosed with HIV when he came in to our office, looking for a safe space and direction during confusing and life-changing days after he was diagnosed. This client was immediately connected to care, and has since achieved viral suppression. The client's journey doesn't end with an undetectable viral load, and he's since been utilizing Loveland funds to assist with transportation and has been working diligently to improve his situation. The client is now working a new job and he and his wife are able to afford to live Larimer County and frequently expresses his gratitude for the assistance he received to help him get back on his feet.</p> <p>3rdQtr: Joe has been HIV+ for more than 20 years and has been living in our service region on and off for the past 10 years. Joe's case manager was able to connect him to resources available and provide financial assistance to help pay for his medication and physician visit co-pays as he was living off a small fixed income. Joe currently accesses multiple services at our office including individual mental health counseling, group-level mental health services, food assistance and financial assistance. A goal that Joe is working with his case manager is to be able to go back to work part-time to become more self-sufficient.</p> <p>4thQtr: A client who has been enrolled in case management services at NCAP since 2010 was recently in a serious ATV accident that landed him in the hospital for 11 days; he is healing well but is still experiencing moderate levels of pain. As a result of the accident and future-mounting hospital bills, he was unable to pay his rent for October. He requested NCAP's assistance in relieving this financial hardship and NCAP was able to pay his full month's rent, which will allow him to keep his current living situation and will alleviate some financial burden from medical bills.</p>	



U.S. Department of Housing and Urban Development
Office of Community Planning and Development
Integrated Disbursement and Information System
CDBG Activity Summary Report (GPR) for Program Year 2014
LOVELAND

Date: 16-Dec-2015
Time: 16:07
Page: 53

Total Funded Amount:	\$1,007,980.48
Total Drawn Thru Program Year:	\$994,087.19
Total Drawn In Program Year:	\$369,776.24

U.S. DEPARTMENT OF HOUSING AND
URBAN DEVELOPMENT
OFFICE OF COMMUNITY PLANNING AND
DEVELOPMENT

PR06 - Summary of Consolidated Plan
Projects for Report Year

DATE: 12/16/2015

TIME: 4:05:15 PM

PAGE: 1/5

IDIS

Plan IDIS Year Project	Project Title and Description	Program	Project Estimate
2014 1	Program Administration	Program administration	CDBG \$60,329.00
2	Public Facilities	Rehabilitation of a public facility purchased by House of Neighborly Service to provide services to low-income families and individuals.	CDBG \$74,970.00
3	Acquisition	Purchase of a public facility by Alternatives to Violence to be used as a safehouse for victims of domestic violence. Purchase of land on which to build affordable housing.	CDBG \$175,000.00
4	Rehab: Single Unit Residential	Rehabilitation of owner-occupied housing by the Loveland Housing Authority (LHIP Emergency) and owner-occupied/renter housing by Volunteers of America	CDBG \$21,342.00
5	Public Services	Public services provided by Alternatives to Violence, Crossroads Safehouse, and Northern Colorado AIDS Project.	CDBG \$45,247.00

U.S. DEPARTMENT OF HOUSING AND
URBAN DEVELOPMENT
OFFICE OF COMMUNITY PLANNING AND
DEVELOPMENT

PR06 - Summary of Consolidated Plan
Projects for Report Year

DATE: 12/16/2015

TIME: 4:05:15 PM

PAGE: 2/5

IDIS

Plan IDIS Year Project	Project Title and Description		Program	Committed Amount
2014 1	Program Administration	Program administration	CDBG	\$60,329.00
2	Public Facilities	Rehabilitation of a public facility purchased by House of Neighborly Service to provide services to low-income families and individuals.	CDBG	\$74,970.00
3	Acquisition	Purchase of a public facility by Alternatives to Violence to be used as a safehouse for victims of domestic violence. Purchase of land on which to build affordable housing.	CDBG	\$175,000.00
4	Rehab: Single Unit Residential	Rehabilitation of owner-occupied housing by the Loveland Housing Authority (LHIP Emergency) and owner-occupied/renter housing by Volunteers of America	CDBG	\$21,342.00
5	Public Services	Public services provided by Alternatives to Violence, Crossroads Safehouse, and Northern Colorado AIDS Project.	CDBG	\$45,247.00

U.S. DEPARTMENT OF HOUSING AND
URBAN DEVELOPMENT
OFFICE OF COMMUNITY PLANNING AND
DEVELOPMENT

PR06 - Summary of Consolidated Plan
Projects for Report Year

DATE: 12/16/2015
TIME: 4:05:15 PM
PAGE: 3/5

IDIS

Plan IDIS Year Project	Project Title and Description	Program	Amount Drawn Thru Report Year
2014 1	Program Administration	Program administration	CDBG \$60,329.00
2	Public Facilities	Rehabilitation of a public facility purchased by House of Neighborly Service to provide services to low-income families and individuals.	CDBG \$74,970.00
3	Acquisition	Purchase of a public facility by Alternatives to Violence to be used as a safehouse for victims of domestic violence. Purchase of land on which to build affordable housing.	CDBG \$170,000.00
4	Rehab: Single Unit Residential	Rehabilitation of owner-occupied housing by the Loveland Housing Authority (LHIP Emergency) and owner-occupied/renter housing by Volunteers of America	CDBG \$12,538.71
5	Public Services	Public services provided by Alternatives to Violence, Crossroads Safehouse, and Northern Colorado AIDS Project.	CDBG \$45,157.00

U.S. DEPARTMENT OF HOUSING AND
URBAN DEVELOPMENT
OFFICE OF COMMUNITY PLANNING AND
DEVELOPMENT

PR06 - Summary of Consolidated Plan
Projects for Report Year

DATE: 12/16/2015

TIME: 4:05:15 PM

PAGE: 4/5

IDIS

Plan IDIS Year Project	Project Title and Description	Program	Amount Available to Draw
2014 1	Program Administration	Program administration	CDBG \$0.00
2	Public Facilities	Rehabilitation of a public facility purchased by House of Neighborly Service to provide services to low-income families and individuals.	CDBG \$0.00
3	Acquisition	Purchase of a public facility by Alternatives to Violence to be used as a safehouse for victims of domestic violence. Purchase of land on which to build affordable housing.	CDBG \$5,000.00
4	Rehab: Single Unit Residential	Rehabilitation of owner-occupied housing by the Loveland Housing Authority (LHIP Emergency) and owner-occupied/renter housing by Volunteers of America	CDBG \$8,803.29
5	Public Services	Public services provided by Alternatives to Violence, Crossroads Safehouse, and Northern Colorado AIDS Project.	CDBG \$90.00

U.S. DEPARTMENT OF HOUSING AND
URBAN DEVELOPMENT
OFFICE OF COMMUNITY PLANNING AND
DEVELOPMENT

PR06 - Summary of Consolidated Plan
Projects for Report Year

DATE: 12/16/2015
TIME: 4:05:15 PM
PAGE: 5/5

IDIS

Plan IDIS Year Project	Project Title and Description	Program	Amount Drawn in Report Year
2014 1	Program Administration	Program administration	CDBG \$60,329.00
2	Public Facilities	Rehabilitation of a public facility purchased by House of Neighborly Service to provide services to low-income families and individuals.	CDBG \$74,970.00
3	Acquisition	Purchase of a public facility by Alternatives to Violence to be used as a safehouse for victims of domestic violence. Purchase of land on which to build affordable housing.	CDBG \$170,000.00
4	Rehab: Single Unit Residential	Rehabilitation of owner-occupied housing by the Loveland Housing Authority (LHIP Emergency) and owner-occupied/renter housing by Volunteers of America	CDBG \$12,538.71
5	Public Services	Public services provided by Alternatives to Violence, Crossroads Safehouse, and Northern Colorado AIDS Project.	CDBG \$45,157.00



U.S. Department of Housing and Urban Development
Office of Community Planning and Development
Integrated Disbursement and Information System
CDBG Summary of Accomplishments
Program Year: 2014

DATE: 12-16-15
TIME: 16:02
PAGE: 1

LOVELAND

Count of CDBG Activities with Disbursements by Activity Group & Matrix Code

Activity Group	Activity Category	Open Count	Open Activities Disbursed	Completed Count	Completed Activities Disbursed	Program Year Count	Total Activities Disbursed
Acquisition	Acquisition of Real Property (01)	5	\$170,000.00	0	\$0.00	5	\$170,000.00
	Total Acquisition	5	\$170,000.00	0	\$0.00	5	\$170,000.00
Housing	Direct Homeownership Assistance (13)	0	\$0.00	1	\$0.00	1	\$0.00
	Rehab; Single-Unit Residential (14A)	1	\$7,538.71	3	\$6,781.53	4	\$14,320.24
	Rehabilitation Administration (14H)	0	\$0.00	2	\$5,000.00	2	\$5,000.00
	Total Housing	1	\$7,538.71	6	\$11,781.53	7	\$19,320.24
Public Facilities and Improvements	Public Facilities and Improvement (General) (03)	2	\$0.00	3	\$74,970.00	5	\$74,970.00
	Total Public Facilities and Improvements	2	\$0.00	3	\$74,970.00	5	\$74,970.00
Public Services	Public Services (General) (05)	0	\$0.00	2	\$0.00	2	\$0.00
	Battered and Abused Spouses (05G)	0	\$0.00	3	\$37,815.00	3	\$37,815.00
	Health Services (05M)	0	\$0.00	1	\$7,342.00	1	\$7,342.00
	Housing Counseling (05U)	0	\$0.00	1	\$0.00	1	\$0.00
	Total Public Services	0	\$0.00	7	\$45,157.00	7	\$45,157.00
General Administration and Planning	General Program Administration (21A)	0	\$0.00	2	\$60,329.00	2	\$60,329.00
	Total General Administration and Planning	0	\$0.00	2	\$60,329.00	2	\$60,329.00
Grand Total		8	\$177,538.71	18	\$192,237.53	26	\$369,776.24



U.S. Department of Housing and Urban Development
Office of Community Planning and Development
Integrated Disbursement and Information System
CDBG Summary of Accomplishments
Program Year: 2014

DATE: 12-16-15
TIME: 16:02
PAGE: 2

LOVELAND

CDBG Sum of Actual Accomplishments by Activity Group and Accomplishment Type

Activity Group	Matrix Code	Accomplishment Type	Open Count	Completed Count	Program Year Totals
Acquisition	Acquisition of Real Property (01)	Housing Units	0	0	0
		Public Facilities	0	0	0
	Total Acquisition		0	0	0
Housing	Direct Homeownership Assistance (13)	Households	0	1	1
	Rehab; Single-Unit Residential (14A)	Housing Units	7	36	43
	Rehabilitation Administration (14H)	Housing Units	0	161	161
	Total Housing		7	198	205
Public Facilities and Improvements	Public Facilities and Improvement (General) (03)	Public Facilities	0	13,325	13,325
	Total Public Facilities and Improvements		0	13,325	13,325
Public Services	Public Services (General) (05)	Persons	0	309	309
	Battered and Abused Spouses (05G)	Persons	0	439	439
	Health Services (05M)	Persons	0	33	33
	Housing Counseling (05U)	Households	0	1,351	1,351
	Total Public Services		0	2,132	2,132
Grand Total			7	15,655	15,662



U.S. Department of Housing and Urban Development
Office of Community Planning and Development
Integrated Disbursement and Information System
CDBG Summary of Accomplishments
Program Year: 2014

DATE: 12-16-15
TIME: 16:02
PAGE: 3

LOVELAND

CDBG Beneficiaries by Racial / Ethnic Category

Housing-Non Housing	Race	Total Hispanic		Total Hispanic	Total Hispanic
		Total Persons	Persons	Total Households	Households
Housing	White	0	0	204	11
	Black/African American	0	0	1	0
	Total Housing	0	0	205	11
Non Housing	White	12,700	3,387	1,251	305
	Black/African American	177	0	16	0
	Asian	97	0	0	0
	American Indian/Alaskan Native	248	0	16	3
	Native Hawaiian/Other Pacific Islander	2	0	0	0
	American Indian/Alaskan Native & White	10	0	9	0
	Black/African American & White	143	0	5	0
	Other multi-racial	729	0	54	18
	Total Non Housing	14,106	3,387	1,351	326
Grand Total	White	12,700	3,387	1,455	316
	Black/African American	177	0	17	0
	Asian	97	0	0	0
	American Indian/Alaskan Native	248	0	16	3
	Native Hawaiian/Other Pacific Islander	2	0	0	0
	American Indian/Alaskan Native & White	10	0	9	0
	Black/African American & White	143	0	5	0
	Other multi-racial	729	0	54	18
	Total Grand Total	14,106	3,387	1,556	337



U.S. Department of Housing and Urban Development
Office of Community Planning and Development
Integrated Disbursement and Information System
CDBG Summary of Accomplishments
Program Year: 2014

DATE: 12-16-15
TIME: 16:02
PAGE: 4

LOVELAND

CDBG Beneficiaries by Income Category

	Income Levels	Owner Occupied	Renter Occupied	Persons
Housing	Extremely Low ($\leq 30\%$)	14	2	0
	Low ($>30\%$ and $\leq 50\%$)	16	2	0
	Mod ($>50\%$ and $\leq 80\%$)	10	1	0
	Total Low-Mod	40	5	0
	Non Low-Mod ($>80\%$)	0	0	0
	Total Beneficiaries	40	5	0
Non Housing	Extremely Low ($\leq 30\%$)	0	0	10,817
	Low ($>30\%$ and $\leq 50\%$)	0	0	2,694
	Mod ($>50\%$ and $\leq 80\%$)	0	0	19
	Total Low-Mod	0	0	13,530
	Non Low-Mod ($>80\%$)	0	0	0
	Total Beneficiaries	0	0	13,530