

Water Supply Update Report

City of Loveland Water Year 2013

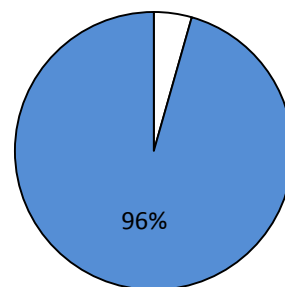
All values in acre-ft

June 19, 2013

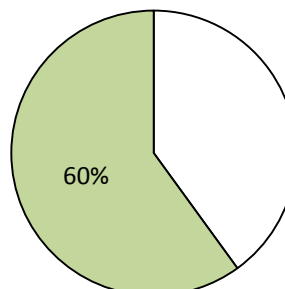
	Demand	Supply	Totals
Storage			
GRG Reservoir			
Volume Necessary to Fill	(301)		
C-BT System			
Eureka Ditch Available		0	
Balance Carried Over		3,439	
Quota Water Available		6,409	
Estimated Windy Gap		2,502	
Carryover for Next Year	(2,651)		
Supplemental Carryover	(1,566)		
Net Storage Available			7,832
Big Thompson River Rights			
Direct Domestic			
20		1	
10.5		11	
4		280	
2		369	
1		1,331	1,992
202 A			
10.5		14	
7		106	
6		1,488	
4		369	
1&2		639	2,616
392			
10.5		11	
7		188	
6		29	
4		295	
1&2		382	905
Net River Rights Available			5,513
System Demands			
Remaining Demand	(8,438)		
Remaining Parks Leases	(500)		
Net Remaining Demands			(8,938)
Water Supply Status November 1, 2013			4,407

Water Year is from November 1 through October 31

Projected Demand Based on 2010 Production



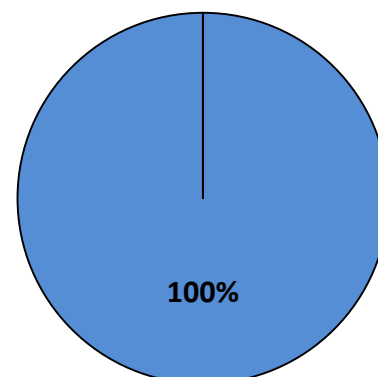
Current GRGR Volume



C-BT Quota

Projected Storage*
November 1, 2013

□ Empty Storage ■ Nov. 1st Storage



*Storage = Carryover + GRG Reservoir